



National Defence



Canadian Forces Provost Marshal  
2200 Walkley Road  
Ottawa ON K1A 0K2

Défense nationale



Grand Prévôt des Forces canadiennes  
2200, chemin Walkley  
Ottawa ON K1A 0K2

2000-1 (DPM Police)

6 July 2010

VCDS

**CRIMINAL AND SERVICE OFFENCES COMMITTED BY  
CANADIAN FORCES PERSONNEL DURING THE PERIOD 2003 - 2009**

Reference: Strategic Criminal Intelligence Report dated 17 May 2010 (enclosed)

1. Enclosed for your review is a Strategic Criminal Intelligence Report which provides an overview of charges laid pursuant to the *Criminal Code of Canada* and *National Defence Act* against Canadian Forces personnel between 1 January 2003 and 31 December 2009. As well, this report compares these figures to Canadian national figures from the same time period.
2. For the vast majority of offences, the DND community has a significantly lower per capita offence rate when compared to the rest of the Canadian population. Notwithstanding, this report indentified four areas of potential concern. As discussed in Figure 3 of the reference, the DND community has a noticeably and disturbingly higher per capita rate of sexual violations against children, including child pornography, firearms offences and other assaults when compared to the rest of the Canadian population. Although some possible mitigating factors are discussed in this report to explain the higher per capita rate, DND needs to be proactive and address these areas of concern and conduct an in depth analysis of these statistics to determine why the DND community appears to have a significantly higher per capita rate in these types of offences.
3. As such, the creation of a working group, consisting of the applicable stakeholders, should be tasked to validate the statistical significance of the data and provide explanations on why the Defence community has a higher per capita rate in these offence categories and, if necessary, submit recommendations on how to reduce the rate of these offences within the DND community.

T.D. Grubb  
Colonel  
Canadian Forces Provost Marshal

 National Défense  
Defence nationale

UNCLASSIFIED

CANADIAN  
**MP**

**PM**  
CANADIENNE

STRATEGIC CRIMINAL INTELLIGENCE SECTION

STRATEGIC CRIMINAL INTELLIGENCE REPORT

**CRIMINAL & SERVICE OFFENCES COMMITTED BY  
CANADIAN FORCES PERSONNEL: 2003-2009**

2001-1000

Dated  
28 June 2010

*Canada's Frontline Police Service | La force policière canadienne de première ligne*

UNCLASSIFIED

**Canada**

The attached information forms a part of a CRIMINAL INTELLIGENCE file and may be subject to partial or mandatory exemptions pursuant to the *Access to Information and Privacy Acts*. Further, the information included herein may have been gleaned from outside law enforcement agencies; authorization to release the information as a part of disclosure, or, to outside agencies shall come from the National Coordinator, MPCIP - THIRD PARTY RULE applies.

## **MANDATORY SECURITY SAFEGUARDS**

### **MILITARY POLICE CRIMINAL INTELLIGENCE PROGRAM (MPCIP) CRIMINAL INTELLIGENCE REPORTS**

- References: A. Access to Information and Privacy Acts  
B. A-SJ-100-004/AG-000 Military Police Policies and Technical Procedures (MPPTP)

#### **Mandatory safeguards pertaining to the security of MPCIP Criminal Intelligence Reports are as follows:**

- they shall be distributed and/or circulated on a **NEED-TO-KNOW** basis only, with the permission of the originator of the information contained herein;
- they may be subject to partial or mandatory **EXEMPTIONS** from access or disclosure in accordance with the ***Access to Information and Privacy Acts***;
- **any Unit other than an MP Unit** must return the report to the Regional Criminal Intelligence Section for custody when action is completed. MP Units storing this report shall do so in a separate criminal intelligence file controlled by the Local Criminal Intelligence Coordinator (LCIC);
- they **SHALL NOT BE PLACED ON INVESTIGATIVE, ADMINISTRATIVE, PERSONNEL, OR WORKING FILES**;
- they shall **NOT** be **PHOTOCOPIED** or **EXTRACTED**;
- contents of MPCIP reports shall not be disclosed to any principal named therein, and are provided to **LAW ENFORCEMENT** personnel in support of ongoing investigations. Information within MPCIP reports may have been gleaned from external agencies and as such **THIRD PARTY RULE** may apply. If necessary, the information may be judiciously interpreted insofar and only to the extent that a particular principal is concerned;
- they shall not be forwarded open through central registries. MPCIP reports **must** be packaged according to their security classification/designation before transmission by mail or by hand; and
- addressees must be identified by name or appointment and the envelope will be marked **"TO BE OPENED ONLY BY..."**

**SHOULD CLARIFICATION OF THE FOREGOING SAFEGUARDS BE REQUIRED,  
ADDRESSEES SHOULD CONTACT THE CFPM ORDERLY ROOM AT 613-949-1261**

**UNCLASSIFIED**

**TABLE OF CONTENTS**

**Executive Summary..... 2**

**Introduction..... 3**

    Demographics..... 3

    Police-Reported Crime..... 3

    Methodology..... 5

**Analysis..... 8**

    Violent Offences..... 8

    Violent Offences - Anomalies..... 9

    Non-Violent Offences..... 15

    Non-Violent Offences – Anomalies..... 16

    Criminal Code Traffic Violations..... 17

    Controlled Drug & Substance Offences..... 18

**Offences Against Children - A Closer Analysis..... 19**

**Conclusion..... 20**

**Recommendations..... 20**

**Bibliography..... 22**

**Annex A - SAMPIS Offence Codes correlated with PRCIS Headings..... A-1**

**Annex B - Per Capita Comparisons, CF/DND/Canada, 2003-2009..... B-1**

    2003..... B-1

    2004..... B-2

    2005..... B-3

    2006..... B-4

    2007..... B-5

    2008..... B-6

    2009..... B-7

**Annex C - All Offences Recorded in SAMPIS, 2001-2009..... C-1**

**Annex D - All Offences Recorded in SAMPIS (CF Charged/Accused)..... D-1**

**UNCLASSIFIED****EXECUTIVE SUMMARY**

1. This report provides an overview of charges laid pursuant to the *Criminal Code of Canada* (CC) and *National Defence Act* (NDA) against Canadian Forces (CF) personnel between 1 January 2003 and 31 December 2009, as well as a comparison of these figures to Canadian national figures from the same time period.

2. On 10 February 2010, a request was made by the office of the Minister of National Defence (MND) to the Canadian Forces Provost Marshal (CFPM) for statistical information pertaining to criminal investigations involving CF personnel. This request was made against the background of a senior officer having been arrested and charged with several counts of murder and sexual assault on 8 February 2010<sup>1</sup>. To respond to this request, personnel assigned to the CFPM's Strategic Criminal Intelligence Section (SCIS) collated and analysed a variety of statistical information obtained from both Statistics Canada as well as the CFPM's own Security and Military Police Information System (SAMPIS) database.

4. The data revealed that between 1 January 2001 and 31 December 2009, Military Police (MP) opened 124,673 General Occurrence (GO) reports; of this number, 30,290 (24%) reflected investigation into allegations falling into one of four categories<sup>2</sup> tracked by Statistics Canada for their Police-Reported Crime statistical surveys. Only 6,129 (20%) of these thirty thousand investigations resulted in CF personnel being charged with CC or NDA offences. When compared with the 45 offence types monitored by Statistics Canada, *per capita* rates of criminality allegedly committed by CF personnel between 2003 and 2008 was found to be substantially lower than the national *per capita* rates for the same offences. SAMPIS records generated between 2001-2003 is not complete; therefore *per capita* analysis was not conducted for that timeframe.

5. This result is not surprising, as the CF is a screened workforce and when administrative / discipline issues arise, units typically take prompt action to prevent the continuation of matter.

6. Although the vast majority of CF *per capita* crime rates were found to be lower than national rates, the offence categories *Sexual Violations against Children and Child Pornography* were noted to have higher *per capita* rates than the general Canadian public. Although this might seem alarming at face value, these anomalies are believed to be the result of a confluence of factors such as more proactive investigative and reporting practices than those normally seen outside of the CF. Nevertheless, it is recommended that further study be conducted in order to reconcile these statistics with societal norms. A third offence category, *Other Assaults*, indicated a significantly higher *per capita* rate among civilians under Military Police jurisdiction in 2007 and 2008 than the national Canadian rate. However, it is believed this is the result of a change in reporting methods adopted by Statistics Canada in 2006, and not an indicator of a spike in criminal activity among the various civilian demographics that comprise the DND community.

---

<sup>1</sup> GOs 2009-44385 and 2010-4249 refer.

<sup>2</sup> For the purposes of this report, the term "significant offences" is used to refer to broad categories of CC and NDA offences. These offences can be broadly characterized as violent offences, non-violent offences, Criminal Code Traffic Offences, and Controlled Drugs and Substances Act offences. These categories break down into 45 sub-types of offences.

## UNCLASSIFIED

### INTRODUCTION

#### **Demographics**

7. Military Police (MP) jurisdiction<sup>3</sup> extends over not only CF Regular and Reserve Force members, but also over civilian dependents<sup>4</sup> of military personnel residing on Defence Establishments (including persons meeting the definition of "young person" in the *Youth Criminal Justice Act* [YCJA]<sup>5</sup>), public servants employed within Defence Establishments, certain categories of civilians accompanying the CF on operational deployments, foreign military personnel visiting or seconded to CF military units, and other transient military and civilian populations (i.e. members of Army, Navy, and Air Force Cadet Corps, civilian instructors, and other members of the general public who enter the confines of a Defence Establishment).

8. Because of this broad population base, this report will illustrate the gross quantitative occurrences and per capita rates for three demographic groups:

- a. CF Personnel: a combined figure referring only to military personnel in the CF Regular and Reserve (Class A, B, and C) forces;
- b. DND Community: refers to a combination of all CF Personnel as well as the complex demographics of civilians, dependents, public servants, and any other person described in paragraph 8 above; and
- c. Canada: refers to the national statistics obtained from Statistics Canada.

#### **Police-Reported Crime**

9. There are two accepted methods used to collect statistical crime data: the Uniform Crime Reporting (UCR) survey, or *Police-Reported Crime Rate* (PRCR), and the General Social Survey (GSS) on victimization<sup>6</sup>. The GSS method generally yields much higher rates of criminal victimization than the UCR Survey, primarily because not all incidents are reported to police<sup>7</sup>; however, the UCR method more adequately accounts for policing activity and charges laid.

---

<sup>3</sup> Detailed information pertaining to MP jurisdiction can be found in S. 156 of the NDA, Art 21.01 and 21.02 of the Queen's Regulations & Orders (QR&O), Canadian Forces Administrative Orders (CFAO) 22-4, paras 15 & 25, and Section 2(g) the Criminal Code of Canada.

<sup>4</sup> For the purposes of this report, "Dependents" are defined as civilian spouses, children, older children (over 18 years of age) and other dependant adults such as aging parents, who live with the CF member on Defence Establishments.

<sup>5</sup> "Young person" means a person who is 12 years or older, but less than 18 years of age at the time the offence was committed. Sect 1, para 2(1), *Youth Criminal Justice Act* (YCJA).

<sup>6</sup> "Every five years the GSS collects self-reported victimization data from a nationally representative sample of Canadians, aged 15 years or older, for eight offence types: sexual assault, robbery, assault, break and enter, theft of personal property, theft of household property, motor/parts theft, and vandalism". Wallace, Marnie: *Police-Reported Crime Statistics in Canada 2008*, p 6.

<sup>7</sup> According to the 2004 GSS, about one-third (34%) of criminal victimizations were reported to police. Wallace, p 6.

3/22

UNCLASSIFIED

**UNCLASSIFIED**

10. For this reason, this report relies on *Police-Reported Crime Rate (PRCR)* data drawn from the UCR within SAMPIS. The UCR statistics produced by SAMPIS are a nationally-approved set of common crime categories and definitions designed by Statistics Canada and the Canadian Centre for Justice Statistics (CCJS) to measure crime within Canada since 1962. A complete breakdown of the UCR codes in SAMPIS and their correlation to the Statistics Canada PRC definitions can be found at Annex A to this report.

11. It is important to understand the distinction between police-reported crime UCR data as opposed to victimization reported through GSS data. According to Statistics Canada:

*"The most basic difference between the two types of crime surveys is the method of data collection. The UCR obtains all of its data from police administrative records, which contain incident-based information. Subsequent decisions by the courts to charge an offender with a lesser offence, or an outcome of "not guilty," do not affect police records.*

*In contrast, the GSS collects personal information from individuals about their victimization experiences, through telephone interviews. This survey covers victims' total experience of crime, for example, the number of crimes reported to police, the impact of crime on victims, the number of crimes not reported to police and the reasons why they were not reported, as well as perceptions of the level of crime."<sup>8</sup>*

12. In 2006, Statistics Canada introduced a new technique to measure violent crime in Canada: the *Police-Reported Crime Severity Index (PRCSI)*<sup>9</sup>. The PRCSI is an intricate blend of data from both the PRCR and GSS. A number of offences not previously included in the violent crime rate, including uttering threats, criminal harassment and forcible confinement, have been introduced to the index, and other offences, such as Assault – Peace Officer, have been excluded from previous categories and given their own separate category. Given the data sources available to Statistics Canada, it is impossible for the MP Branch to generate equivalent PRCSI statistics. Further, the adoption of PRCSI by Statistics Canada has resulted in a number of anomalous statistics when compared to those collected by Military Police. These anomalies will be discussed later in this report.

---

<sup>8</sup> Ogradnik, Lucie and Trainor, Cathy. *An Overview of the Differences between Police-Reported and Victim-Reported Crime*. P. 3. May 1997. Statistics Canada.

<sup>9</sup> PRCSI was developed to address limitations of the PRCR, which measures changes in the volume of crime & counts each criminal incident equally. As a result, the rate is dominated by high volume, less-serious offences. PRCSI measures changes in the severity of crime from year to year. Each type of offence is assigned a weight derived from actual sentences handed down by the courts, & weights are calculated using the 5 most recent years of available sentencing data. More serious crimes are assigned higher weights, less serious offences lower weights. When all crimes are included, serious offences have a greater impact on changes in the Index. In contrast to the PRCR, which is a rate per 100,000 population, the PRCSI is an index where the base year in 2006 is equal to 100. Data for the Index are available back to 1998 only. Wallace, p 7.

**UNCLASSIFIED****SAMPIS**

13. All MP statistical data referred to in this report was obtained through the use of the "Browse" function within the Security and Military Police Information System (SAMPIS)<sup>10</sup>. Between 1 January 2001 and 31 Dec 2009, MP employed at local Base detachments, Canadian Forces National Investigation Service (CFNIS) detachments, and deployed MP operations opened 124,673 General Occurrence Reports (GO).

14. Readers must understand that this number *does not* indicate that over 124 thousand reports of criminal behaviour were allegedly committed by CF members during the last decade. GOs reflect more than criminal investigations. In addition to documenting investigations into violations of the *Criminal Code of Canada* and the *National Defence Act*, GOs may be opened for occurrences as lost and found property, accidental injuries, traffic accidents and enforcement of Provincial offences (including motor vehicle offences), Security breaches & violations, criminal intelligence activities, and other miscellaneous requests for police assistance. GOs may also be used to document criminal charges laid by civilian police against service members. It must be clearly understood that the mere existence of a GO does not indicate that charges were laid, a conviction was obtained, or indeed if the incident was even substantiated. The existence of a GO reflects at minimum that a Military Police investigation was initiated after a complaint was received.

15. As it is a relatively new form of technology, SAMPIS data does not exist any earlier than 2000. Further, as SAMPIS was introduced to the CFNIS approximately one year before it was made widely available to all CF MP Detachments, incidents reported to MP between 2001 and 2003 may not be fully captured in the SAMPIS database. However, it is important to note that the findings of some "serious and/or sensitive"<sup>11</sup> offences investigated by MP during that time period were entered into the SAMPIS database. Regardless, the SAMPIS data from this time period was excluded from *per capita* analysis as it was deemed inconsistent and unreliable. As such, per capita analysis focused on the years 2003-2009 only. However, in the interests of transparency full SAMPIS quantitative statistics have been included in the Annexes found at the end of this report.

16. Offence codes selected were dependent on the general category being queried. In those cases where SAMPIS contained multiple offence codes for a single offence type, all related codes were selected in order to ensure the most accurate and complete statistical results were obtained. Overall queries were conducted to identify all incidents reported on by MP, as well as queries that identified all CF regular and reserve force personnel who had either been charged or recommended for charge under the CC or

<sup>10</sup> SAMPIS refers to a suite of commercial, off-the-shelf law enforcement software that incorporates sophisticated reporting and database features. Manufactured by Versaterm Inc., versions of this software package are utilized by civilian law enforcement agencies throughout North America. It has been authorized for use and employed by CF MP since 2001.

<sup>11</sup> "A serious offence is an Indictable or Hybrid offence under a federal statute, or its equivalent under the NDA. A sensitive offence is an offence where the subject is a senior officer (Major) and above or a civilian equivalent. It includes Commanding Officers and people in sensitive or positions of trust. An offence involving sensitive material falls into this category." *Military Police Policy and Technical Procedures (MPPTP) Manual*, Chap 6, Annex A, Appendix 5.

5/22

**UNCLASSIFIED**



**UNCLASSIFIED**

*NDA*. Although SAMPIS is an excellent tool for gathering UCR data, it is not designed to differentiate civilians from CF members. For that reason, a separate set of queries was conducted that identified CF regular and reserve force personnel as "Charged/Accused"<sup>12</sup>.

20. Due to the unique nature of the Military Justice System, CF members suspected of having committed an offence might not be recorded with the status of "Charged/Accused"<sup>13</sup> in situations where a GO is forwarded to an offender's Commanding Officer for charges to be preferred. Further, there may also be instances of GOs where CF personnel were suspected of having committed a criminal offence; however, they were not charged or recommended for charges for any number of reasons. For these reasons, the quantitative and per capita statistics for CF personnel alone may be slightly lower than the true rates; however, any such difference is not expected to be great enough to affect the outcome of the statistical analysis.

21. As stipulated in the original request, per capita comparisons have been conducted between the Canadian national crime rate, the total crime rate vis-à-vis the entire spectrum of demographics policed by MP, and the crime rate involving only members of the CF. However, the reader must understand that because the CF is a screened workforce, it is not affected by many of the societal factors generally believed to be a factor in criminality<sup>14</sup>. For this reason, caution must be exercised when attempting to interpret incidents of crime committed by CF personnel.

22. Statistical information pertaining to crime rates among the general Canadian population was obtained from the most recent publications available from Statistics Canada<sup>15</sup>. These reports tracked national Police-Reported crime statistics pertaining to 20 types of Violent Offences, 15 types of Non-Violent Offences, two types of Traffic-related Offences, and six types of Controlled Drugs and Substances Act (CDSA) Offences.

23. All figures pertaining to effective strengths and populations of the Canadian Forces and Department of National Defence / Military communities was obtained from the office of Chief of Military Personnel (CMP).

<sup>12</sup> "Charged/Accused" is the CCJS term for a person who has been identified as an offender in an incident and against whom a charge will or has been laid / recommended in connection with that incident.

<sup>13</sup> This status means a person has been charged with the offence codes linked to the GO or is accused of having committed an offence and formal charges are recommended. This is an important distinction. Although all MP may lay criminal charges against persons within their jurisdiction, only MP employed with the Canadian Forces National Investigation Service (CFNIS) are authorized to lay military charges pursuant to the *National Defence Act*. All other MP must recommend military charges to an Accused's Chain of Command.

<sup>14</sup> The root cause of crime is still debated by scholars in the fields of criminology, sociology, and psychology. However, it seems likely that risk factors such as poverty, childhood abuse, unstable families, unemployment, underemployment, low levels of education, discrimination, lack of housing, untreated mental illness, and addictions all contribute to criminal behaviour. It goes without saying that several of these factors are irrelevant against the backdrop of Canadian Forces recruiting standards and demographics. Further comment on factors affecting crime rate can be found in Wallace, p 12.

<sup>15</sup> Wallace: *Police-Reported Crime Statistics in Canada 2008*, and Silver, Warren: *Crime Statistics in Canada, 200*; and Savoie, Josée: *Crime Statistics in Canada, 2001*.

**UNCLASSIFIED**

24. Based on the data obtained from these two sources, tables have been created that identify both quantitative incident reports as well as per capita<sup>16</sup> comparisons between MP statistics and Canadian statistics. To ensure the best correlation possible between CF rates and Canadian crime rates, detailed SAMPIS offence queries were restricted to those offence codes that fit within the Statistics Canada parameters.

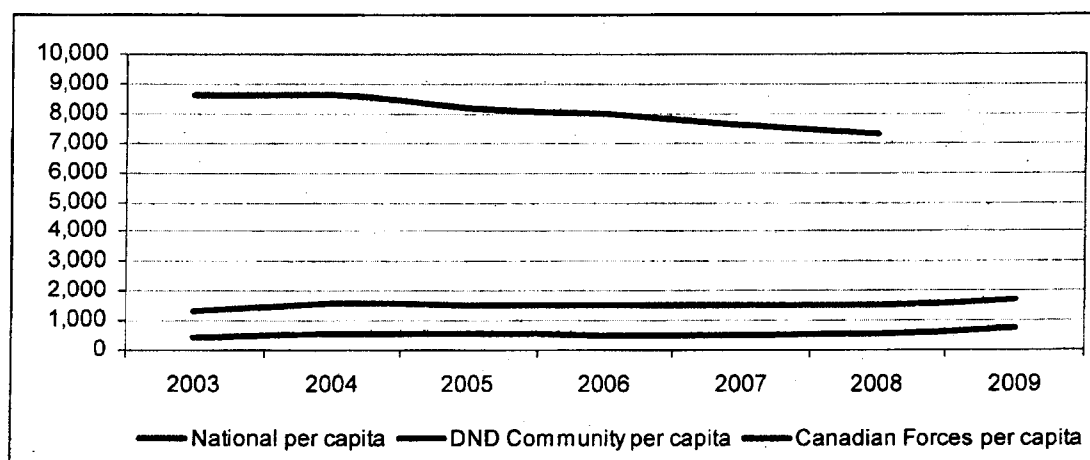
25. Detailed statistical data tables can be found in Annexes A-D of this report. These tables contain breakdown of all data obtained during this study, including quantitative numbers for all offences, per capita calculations, and comparisons between CF, DND Community, and Canadian population demographics.

---

<sup>16</sup> Per capita: "per 100,000". Per capita is calculated by dividing the number of reported incidents by the population, and then multiplying the result by 100,000.

**UNCLASSIFIED****ANALYSIS**

26. Despite the national per capita crime having steadily declined over the past decade<sup>17</sup>, the per capita rates for both the DND Community and CF personnel has incrementally increased during the same time period. Regardless, the overall per capita rates for these two demographics are still significantly lower than the national average (figure 2).



**Figure 2:**  
Per Capita crime rates, 2003-2009

27. There is no compelling evidence to explain this slight yet consistent increase in the per capita crime rate; however, it is believed that the steadily increasing size of the CF and the DND community since 2004 is a primary contributor to this increase.

**Violent Offences**

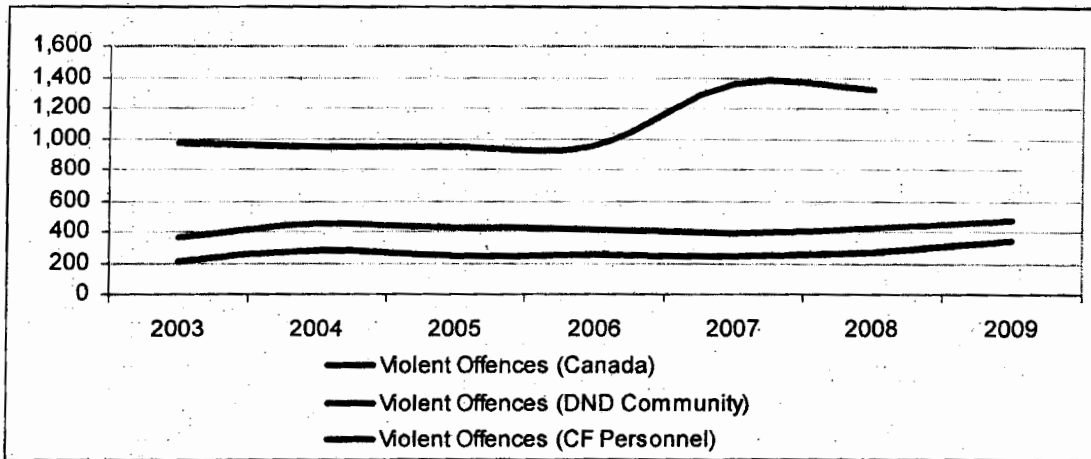
28. The category "Violent Offences" refers to investigations into allegations of crimes against the person such as homicide, robbery and sexual assault. For a *Criminal Code* or *National Defence Act* statute to fall within the Violent Offences category, it must be one for where there would be a victim. A "victim" is a person who is the target of violent/aggressive action or threat. A "violent" violation of the law generally indicates the use of aggressive action (with the intent to do harm) or the threat of such action by one person against another. People who have been victimized as a result of lost property, either through damage or theft, are defined as "complainants" rather than victims<sup>18</sup>.

<sup>17</sup> Wallace, and Silver, Warren. *Crime Statistics in Canada, 2006*. Juristat, Vol. 27, No. 5, July 2007. Statistics Canada, and Savoie, Josée Savoie. *Crime Statistics in Canada, 2001*. Juristat, Vol. 22, No. 6, Jul 2002. Statistics Canada.

<sup>18</sup> "Uniform Crime Reporting Survey – Incident Based: Reporting Manual". *Canadian Centre for Justice Statistics* (2010), p 16.

**UNCLASSIFIED**

29. On average, the per capita rate of violence offences committed by CF members is roughly 75% lower than the national average. In terms of trends, the per capita rate of violent offences has remained relatively constant throughout the reporting period, with only a few anomalous statistics worthy of comment (Figure 2).



**Figure 2:**

*Per Capita Trends for Violent Offences, 2003-2009.*

**NOTE:** Although Statistics Canada has reported an overall decline in violent crime, this graph seemingly contradicts that finding. However, the apparent spike in 2006 Canadian societal statistics reflects the inclusion of offences that were not previously included in the violent crime index (i.e. "Uttering Threats").


30. The per capita rate for both CF personnel and members of the DND community charged with violent offences has remained relatively constant during the reporting period, with a slight raise observed between 2008 and 2009 rates. It is too early to determine if this is the beginning of a trend or merely a statistical anomaly. Although not clear from this graphic, the national per capita rate has actually been in decline over the last decade according to Statistics Canada analysis; the seemingly sharp increase in the Canadian per capita rate between 2006 and 2007 is the result of Statistics Canada amending the way in which they calculated Police-Reported Crime<sup>19</sup>.

**Violent Offences - Anomalies**

31. Several statistical anomalies were observed within the Violent Crime category: per capita rates among the DND Community were higher than the national average in seven offence categories (Figure 3, next page), and the per capita rates among CF personnel for Sexual Violations against Children was also higher than the national average in 2007 and 2008. A third category, Other Assaults, showed a per capita rate among the DND community higher than the national average in 2007 and 2008.

<sup>19</sup> Wallace.  
9/22

**UNCLASSIFIED**



**Figure 3:**

Comparison of anomalous per capita statistics between CF Personnel, DND Community, and Canadian rates, 2004-2008. Anomalous entries are highlighted in orange. Categories without Statistics Canada for comparison are highlighted in yellow.

Note that data for 2001-2002 have been excluded from this comparison, as SAMPIS data for these years is incomplete. Data from 2003 has been excluded as no anomalies were observed. Data from 2009 has been excluded as no Canadian data has yet been made available by Statistics Canada.

10/22

**UNCLASSIFIED**

**UNCLASSIFIED**

32. Taken on face value, these anomalies might suggest a very serious problem in the military with regard to sexual offences against children. However, a closer examination of the circumstances involved in many of these incidents may offer an explanation that mitigates some of these discrepancies:

- a. the Cadet program operates summer-long Cadet Summer Training Centres (CSTC) throughout Canada from June-August each year. These CSTCs, located on Military Bases and other Defence Establishments, are populated with Cadets ranging in age from 13-17; between 2001 and 2009, an average of 9700 cadets participated in summer training camp programs across Canada<sup>20</sup>. As a result of these local civilian population upsurges, MP Detachments experience an equivalent increase in policing activity directly related to the youth attending the camps. In most cases, offences related to CSTC locations occur between the Cadets themselves<sup>21</sup>;
- a. offences committed at CSTCs have always been a concern of the MP Branch and the CF. In 2009, the MP Branch revised existing policy for MP Units supporting local CSTC<sup>22</sup>; this policy enhanced the level of liaison and education of CSTC regarding MP jurisdiction and responsibilities, as well as providing clearer direction for MP reporting procedures for incidents involving Cadets. The net effect was a significant escalation in CSTC-related GOs. However, analysis suggested that the increase was due to more incidents being reported to MP rather than an increase in the offences themselves<sup>23</sup>; and
- b. *Sexual Violations against Children* is a new crime category for Statistics Canada, with only partial data available prior to 2008, therefore, the national "numbers and rates should not be directly compared to data from previous years."<sup>24</sup> Statistics Canada also does not specify which offences they include within this category. As noted in Annex A to this report, the MP Branch has included 17 separate offences within this category; it is possible that Statistics Canada may not include some of these offences within their definition.<sup>25</sup>

<sup>20</sup> Complete figures obtained on 29 Apr 10 from Directorate of Cadets and Junior Rangers. 2007 saw the highest level of participation with 10,773 cadets, and 2001 saw the lowest rate at 7,025 cadets attending CTSC.

<sup>21</sup> In 2009, 21% of all sexual offences and 14% of all Assault-related occurrences investigated by MP from June through August occurred at CSTCs. Of this number, the vast majority of offenders were other youths within the Cadet Program. Strategic Criminal Intelligence Section, Deputy Provost Marshal – Police. *Statistical Overview of Incidents Reported to Military Police at Cadet Summer Training Camps, 2009*. March 2010. Canadian Forces Provost Marshal.

<sup>22</sup> DPM Police Advisory 2120-0 *Military Police Support to Cadet Summer Training Camps (CSTC)*. PPA 12/09, dated 21 May 09.

<sup>23</sup> *Statistical Overview of Incidents Reported to Military Police at Cadet Summer Training Camps, 2009*. March 2010. Canadian Forces Provost Marshal.

<sup>24</sup> Wallace, p 25, Note 2.

<sup>25</sup> A definitive answer could not be obtained from Stats Can by the time of publication of this report.  
11/22

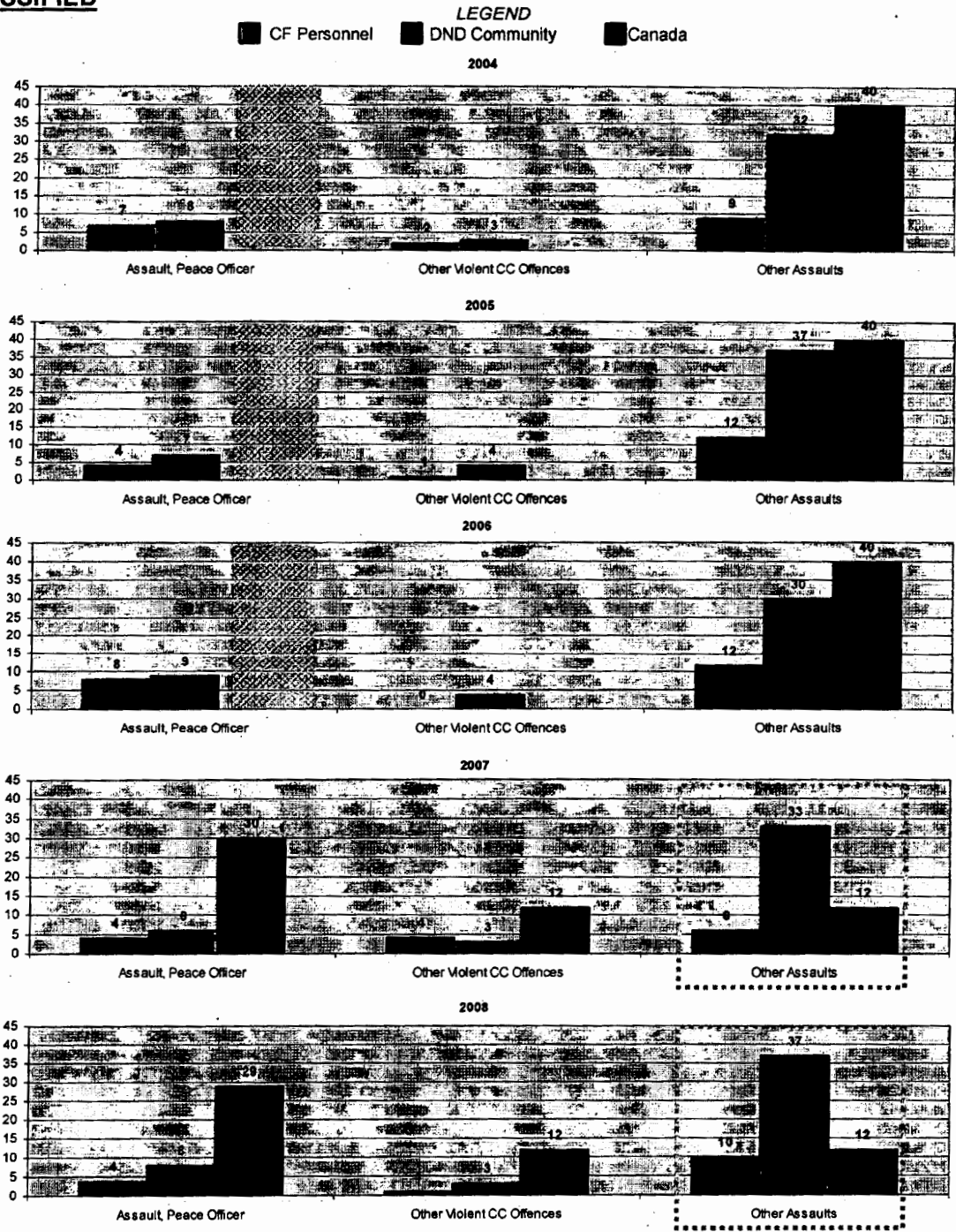
**UNCLASSIFIED**

33. Given the surge in the transient civilian youth population on DND establishments every year, the documented increase in violent offences between these youth, and the likelihood of MP statistics being more complete and accurate than those provided by Statistics Canada, there is no evidence to suggest that this is reflective of a higher incidence of criminality; nevertheless, it is recommended that further study be conducted in order to reconcile these statistics with societal norms.

34. The per capita anomalies found in the category "Other Assaults" is likely a result of Statistics Canada's introduction of the PRCSI method of statistical analysis introduced in 2006. As noted in paragraph 12 of this report, this change introduced several new offences that had not previously been captured in the national violent crime statistics, and created new offence categories for offences that had previously been captured in other offence categories.

35. In *Figure 4 (next page)* per capita rates for "Other Assaults" are displayed for the years 2003-2008. Per capita rates are also displayed for the offence category "Assault Peace Officer" and "Other Violent CC Offences". Neither of these two categories had been listed by Statistics Canada prior to their 2007 PRCSI data.

**UNCLASSIFIED**



**Figure 4:**

*Analysis of per capita statistics across three violent offence categories, 2004 - 2008. Those offence categories for which Statistics Canada did not provide data are highlighted in yellow; statistical anomalies are highlighted in orange.*

*Note that data for 2001-2002 have been excluded from this comparison, as SAMPIS data for these years is incomplete. Data from 2003 has been excluded as no anomalies were observed. Data from 2009 has been excluded as no Canadian data has yet been made available by Statistics Canada.*

**UNCLASSIFIED**



**UNCLASSIFIED**

36. During the years where these two categories were not counted by Statistics Canada, the national per capita rate remained constant at 40. In 2007, with the introduction of PRCSI methodology and the related inclusion of Assault Peace Officer and Other Violent CC Offences, the national per capita rate in Other Assaults drops sharply from 40 to just 12, and then climbs to 29 in 2008.

37. It is suspected that the reason for this pronounced statistical fluctuation is directly correlated with the introduction of the PRCSI data and the addition of the new offence categories; in particular, the Assault Peace Officer and Other Violent CC Offences data were most likely contained within the Other Assaults category in previous years.

38. In sharp contrast to the inconsistent national per capita rates, the rates for CF personnel and the DND Community have remained relatively consistent throughout the entire reporting period. Although the DND Community per capita rates for Other Assaults are higher than the national rate in 2007 and 2008, the gap between the two began to close very quickly over a period of just one year.

39. Rather than representing a higher level of criminality, it is suspected that this gap represents the newly-adopted PRCSI data "catching up" with the actual national rate, and that the rates reported by Military Police are consistent with historical trends at the national level. A more insightful analysis of this anomaly will not be possible until Statistics Canada publishes its 2009 PRCSI data.

40. Although there is no evidence to suggest that the statistical anomaly in the Other Assaults category represents a heretofore undetected societal or criminal issue, this category will be closely monitored by SCIS in the months and years to come. Only with additional data will a distinct conclusion be possible.

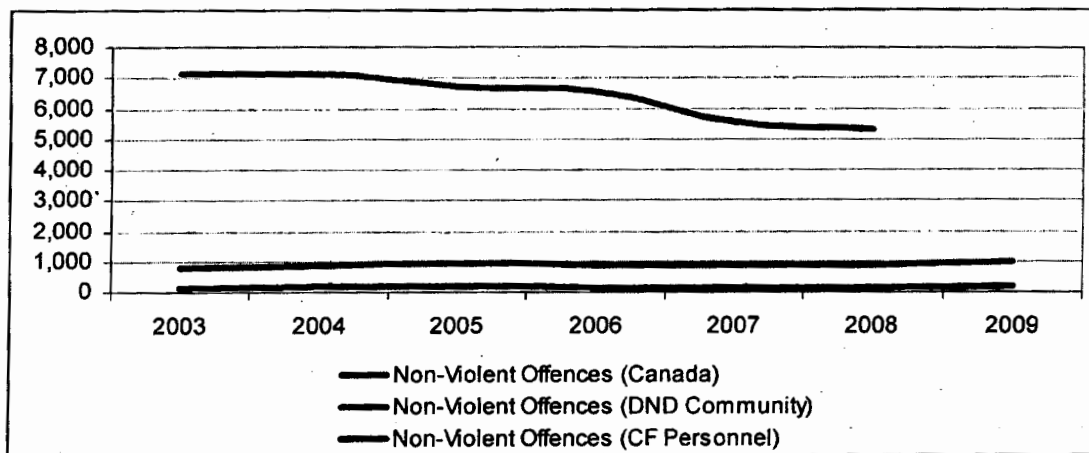
**UNCLASSIFIED**

**Non-Violent Offences**

42. The Statistics Canada category "Non-Violent Offences" refers to investigations into allegations of crimes against property or the person such as fraud, breaking and entering, or theft. For a *Criminal Code* or *National Defence Act* statute to fall within the Non-Violent Offences category, it must be one for where there would *not* be a victim (see paragraph 28 above for the definition of victim and violent offences).

43. It should be noted that the offence category "Child Pornography" has been classified as a Non-Violent Offence by Statistics Canada. This is because these specific acts do not refer to sexual contact with a child. An investigation into allegations of a child *victimised* during the production of Child Pornography would instead be classified among one of the many sexual offences found in the "Violent Offences" category.

44. The per capita rate of non-violent offences committed by CF members is far below the national average (Figure 5). However, while the national per capita rate has plunged sharply over the last seven years<sup>26</sup>, the rates for both CF personnel and the DND community have shown no statistically significant increases or decreases.



**Figure 5:**  
*Per Capita Trends for Non-Violent Offences, 2003-2009*

<sup>26</sup> Wallace, Silver, and Savoie.

**UNCLASSIFIED**

**Non-Violent Offences – Anomalies**

45. Despite the overall low per capita rates noted above, one significant anomaly was observed: the offence category for *Child Pornography*<sup>27</sup>. In analysing these statistics, it was noted that the CF rate was nearly 25% higher and the DND community rate was more than 50% higher than the national rate (*Figure 6*). However, as with the Violent Crime anomalies noted above, there is an explanation of this discrepancy.

CHILD PORNOGRAPHY	(CF Personnel / DND Community / Canada)					
	2003	2004	2005	2006	2007	2008
Canadian Rate	No StatsCan Data Available for comparison					
CF Personnel	3	6	4	2	6	5
DND Community	6	7	6	7	9	10

**Figure 6:**

*Comparison of anomalous Child Pornography per capita statistics, 2003-2008. Note that data for 2001-2002 have been excluded from this comparison, as SAMPIS data for these years is incomplete. Data from 2009 has been excluded as no Canadian data has yet been made available by Statistics Canada*

46. A majority of child pornography complaints investigated by MP involve the use of computers owned and operated by DND. These computers are frequently inspected for security breaches/violations, during which time pornographic material may be discovered. This is different from a typical child pornography investigation, where the computer assets are privately owned by the offender.

47. The proactive examination of CF/DND computer assets leads to a higher rate of child pornography investigations, and consequently, a higher per capita rate than the national average. It must also be acknowledged that a large increase in the rate of child pornography over the last decade is likely partly attributable to legislative changes in 2002 to include the use of the internet for the purpose of committing child pornography offences<sup>28</sup>. This should not be misinterpreted as a higher rate of criminality for these two offence categories, as there simply is no evidence to support such a conclusion.

<sup>27</sup> "Child Pornography" refers to publishing, producing, or possessing the material.

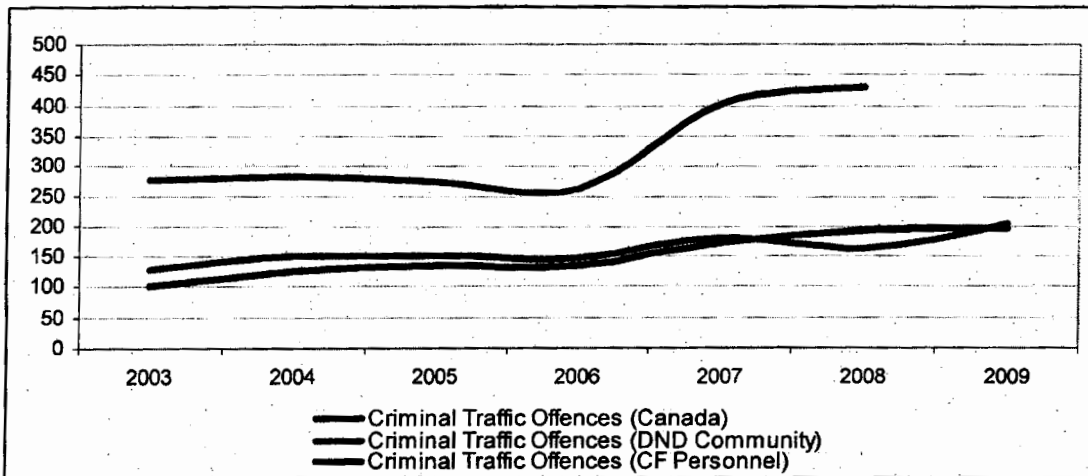
<sup>28</sup> Wallace, p 25, Note 25.

**UNCLASSIFIED**

**Criminal Code Traffic Violations**

48. The Statistics Canada category "Criminal Code Traffic Violations" refers to investigations into allegations of traffic-related crimes such as impaired driving or dangerous driving. Provincial traffic offences such as speeding, etc, are not included in this category.

49. The per capita rates for Criminal Code traffic violations, which include both Impaired Driving offences as well as Dangerous Driving offences, are far lower than the national rates (Figure 7). While both the CF and DND Community rates have gradually increased during the reporting period, it is believed that the steadily increasing size of these two communities has led to this increase. Regardless, the most significant observation of this data is that CF / DND Community rates are consistent with the national average.



**Figure 7:**  
Per Capita Trends for Criminal Code Traffic Offences, 2003-2009

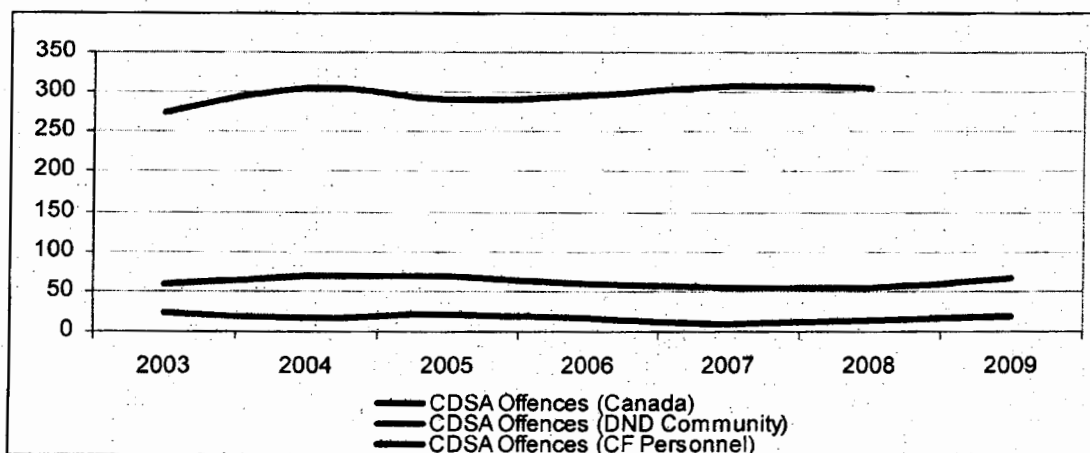
**NOTE:** An apparent spike in the national rate in 2006-2007 is the result of Statistics Canada having introduced a new method of counting criminal traffic offence statistics. Despite this apparent increase in the national per capita rate, CF & DND per capita rates are consistent with the ratio throughout the rest of Canada.

**UNCLASSIFIED**

**Controlled Drug & Substance Offences**

50. The Statistics Canada category "Controlled Drug & Substance Offences" refers to investigations into allegations of drug-related criminal offences such as possession, trafficking, importation, or production of illegal narcotics listed in the schedules found within the *Controlled Drugs and Substances Act* (CDSA).

51. As with the other categories, the per capita rates for CDSA investigations are far lower than the national rate (Figure 8). Most importantly, the CDSA offences investigated by MP are primarily confined to marijuana (cannabis) and to a lesser extent cocaine; investigations involving more serious<sup>29</sup> drugs have simply not been a factor during the reporting period.



**Figure 8:**  
Per Capita Trends for CDSA Offences, 2003-2009

<sup>29</sup> Heroin, Methamphetamines, Methylenedioxyamphetamine, Oxycontin, and hallucinogens among others.

**UNCLASSIFIED**

**Offences Against Children – A Closer Analysis**

52. As noted in paragraphs 31 and 45 above, analysis of per capita data suggests a higher rate of offences related to or committed against children in the CF community than in the rest of Canada (Figure 9). However, it must be stressed that there is no evidence at this time to suggest that either the CF or the wider DND community harbours a higher percentage of offenders than elsewhere in Canadian society.

Sexual Violations Against Children (Per capita rates)						
	2003	2004	2005	2006	2007	2008
Canadian Rate	No StatsCan Data Available for comparison				2	4
CF Personnel	6	5	7	9	6	6
DND Community	12	12	9	10	12	13
Child Pornography (Per capita rates)						
	2003	2004	2005	2006	2007	2008
Canadian Rate	No StatsCan Data Available for comparison				4	4
CF Personnel	3	6	4	2	6	5
DND Community	6	7	6	7	9	10

**Figure 9:**

Per capita comparison of statistical anomalies involving offences against children. Note that data for 2001-2002 have been excluded from this comparison, as SAMPIS data for these years is incomplete. Data from 2009 has been excluded as no Canadian data has yet been made available by Statistics Canada.

53. It bears repeating that sexual offences, particularly those involving children, seem to enjoy a relatively higher rate of reporting than is sometimes found in the rest of Canadian society. As previously noted, more proactive reporting to Military Police by victims and / or their military Chains of Command, coupled with stringent Information Technology (IT) security procedures and changes in legislation may have resulted in what seems to be a higher per capita offence rates.

54. Despite the likelihood of MP statistics being more complete and accurate than those provided by Statistics Canada (particularly for Child Pornography), the reader is cautioned against drawing a premature conclusion that there is no reason to believe the per capita statistics for violent offences should be any cause for concern. The proactive examination of CF/DND computer assets likely leads to a higher rate of child pornography investigations, and conversely, to a higher per capita rate than the national average. This should not be misinterpreted as a higher rate of criminality for these two offence categories, as there simply is no evidence to support such a conclusion.

55. It should also be recalled that prior to 2007, Statistics Canada had not historically included these two offence categories in its PRCSVI data. With only very limited data to examine, Statistics Canada cautions that "numbers and rates should not be directly compared to data from previous years."<sup>30</sup> Simply put, the national per capita rates for these offence categories may even be *higher* than reported by Statistics Canada, and the CF and DND rates may end up being similar to or even lower than the true national rates. It is expected that future Statistics Canada reports will provide clarity in this matter.

<sup>30</sup> Wallace, p 25, Note 2.

**UNCLASSIFIED**

56. Regardless, it must be stressed that the paucity of statistical or even anecdotal evidence pertaining to any of these four anomalies makes it difficult to ascertain if there are wider societal or criminal issues requiring additional resources, or if they are simply the result of different means of reporting and recording police data. Only further study of these issues will solve this problem.

**CONCLUSION**

57. Overall, Canadian Forces personnel commit criminal offences at a substantially lower rate than the rest of Canadian society. This result is not surprising, as the CF is a screened workforce and administrative / discipline issues are typically dealt with in a prompt manner.

58. Per capita offence rates by CF personnel was observed to exceed the national per capita rates in four offence categories, Sexual Violations against Children, Child Pornography, Fire Arms offences and Other Assaults. Despite some evidence suggesting that these disturbing anomalies might be the result of a confluence of factors such as more proactive investigative and reporting practices than those seen outside of the CF, closer examination is recommended.

59. Higher than normal per capita rates were also observed in the offence category Other Assaults. However, these per capita anomalies are likely a result of Statistics Canada's introduction of the PRCSI method of statistical analysis introduced in 2006. This change introduced several new offences that had not previously been captured in the national violent crime statistics, and created new offence categories for offences that had previously been captured in other offence categories.

**RECOMMENDATIONS**


60. For the vast majority of offences, the DND community has a significantly lower per capita offence rate when compared to the rest of Canadian population. Notwithstanding, this report identified four areas of potential concern. As discussed in Figure 3 of reference, the DND community has a noticeably higher per capita rate of sexual violations against children, including child pornography, firearms offences and other assaults, when compared to the rest of the Canadian population. Although some possible mitigating factors are discussed in this report to explain the higher per capita rate, DND needs to address these four areas of concern and conduct an in depth analysis of these statistics to determine why the DND community has a significantly higher per capita rate of offences in these four offence categories.

61. As such, the creation of a working group, consisting of the applicable stakeholders, should be tasked to validate the statistical significance of the data and provide explanations on why the Defence community has a higher per capita rate and, if necessary, submit recommendations on how to reduce the rate of these offences within the DND community.

20/22

**UNCLASSIFIED**

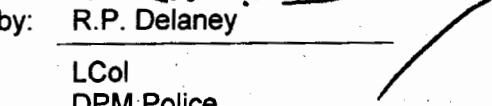
**UNCLASSIFIED**

Prepared by:   
T.M. Utton  
Capt  
Officer in Charge SCIS  
DPM Police

Reviewed by:   
K.B. Schneider  
Maj  
Policy Officer  
DPM Police

Date: 28 June 10

Date: 28/4/10

Released by:   
R.P. Delaney  
LCol  
DPM Police

Date: 5 Jul 10

**ATTACHMENTS**

- Annex A -** All SAMPIS Offence Codes correlated with Statistics Canada Police-Reported Crime Severity Index Headings.
- Annex B -** Selected violations, by most serious offence, CF/DND/Canada, 2003-2009.
- Annex C -** All Offences Recorded in SAMPIS (1 Jan 01 – 31 Dec 09).
- Annex D -** All Offences Recorded in SAMPIS, CF Personnel listed as Charged/Accused (1 Jan 01 – 31 Dec 09).

**UNCLASSIFIED**



**UNCLASSIFIED**

**BIBLIOGRAPHY**

Canadian Centre for Justice Statistics - Policing Services Program. *Uniform Crime Reporting Incident-Based Survey – Reporting Manual*. January 2010. Statistics Canada.

Ogrodnik, Lucie and Trainor, Cathy. *An Overview of the Differences between Police-Reported and Victim-Reported Crime*. May 1997. Statistics Canada.

Savoie, Josée Savoie. *Crime Statistiques in Canada, 2001*. Juristat, Vol. 22, No. 6, Jul 2002. Statistics Canada.

Silver, Warren. *Crime Statistics in Canada, 2006*. Juristat, Vol. 27, No. 5, July 2007. Statistics Canada

Strategic Criminal Intelligence Section, Deputy Provost Marshal – Police. *Statistical Overview of Incidents Reported to Military Police at Cadet Summer Training Camps, 2009*. March 2010. Canadian Forces Provost Marshal.

Wallace, Marnie. *Police-Reported Crime Statistics in Canada, 2008*. Juristat, Vol. 29, No. 3, July 2009. Statistics Canada

**UNCLASSIFIED**

**Annex A to  
SCIS Report 2000-1000 (Historical Criminal Activity)  
Dated 28 June 2010**

**All SAMPIS Offence Codes correlated with  
Statistics Canada Police-Reported Crime Severity Index Headings**

**Notes:**

1. This list comprises all SAMPIS Uniform Crime Reporting (UCR) survey Offence codes that were queried in relation to the offence categories found in the Statistics Canada Police-Reported Crime Severity Index (PRCSI).
2. The UCR offence codes in SAMPIS are standardized among police services in Canada, and based on the direction given by the Canadian Centre of Justice Statistics (CCJS).
3. The presence of an offence code on this list does not necessarily suggest that a corresponding offence was committed or investigated. This list refers to all *potential* offence codes available to Military Police for categorizing investigations.
4. Offence codes are identified by UCR number, Extension number (Ext), and Offence Description. Extension numbers refer to the location an incident is alleged to have occurred in. Those extensions ending in a "0" refer to incidents that occurred within the confines of a Defence Establishment. Extension numbers ending in a "5" refer to incidents that occurred outside the confines of a Defence Establishment; these types of incidents generally involve allegations of only persons subject to the Code of Service Discipline. In the case of some offence types, only a single extension code exists (i.e. "Counterfeiting")

<b>Homicide</b>	1110	0	Murder 1st degree
	1110	5	Murder 1st degree
	1120	0	Murder 2nd degree
	1140	0	Infanticide
	1140	5	Infanticide
	1120	5	Murder 2nd degree
<b>Other Violations Causing Death</b>	1130	0	Manslaughter
	1130	5	Manslaughter
	1150	0	Criminal Negligence Causing Death
	1150	5	Criminal Negligence Causing Death
	9410	0	Causing Death by Criminal Negligence
	9110	10	Dangerous Operation of Motor Vehicle Causing Death
	8551	40	Weapon, Unauthorised Discharge Causing Death
	9210	5	Impaired Operation Motor Vehicle Causing Death
	9210	10	Impaired Operation Motor Vehicle Causing Death
9430	0	Dangerous Operation Causing Death	
<b>Attempted Murder</b>	1210	0	Murder, Attempted
	1220	0	Murder, Conspiracy to Commit
	1220	5	Murder, Conspiracy to Commit
	1210	5	Murder, Attempted
<b>Sexual Assault - Aggravated</b>	1310	0	Sexual Assault, Aggravated
	1310	5	Sexual Assault, Aggravated
<b>Sexual Assault - With Weapon/Bodily Harm</b>	1320	0	Sexual Assault, with a Weapon
	1320	5	Sexual Assault, with a Weapon
<b>Sexual Assault</b>	1330	0	Sexual Assault
	1330	5	Sexual Assault

**UNCLASSIFIED**

**Annex A to  
SCIS Report 2000-1000 (Historical Criminal Activity)  
Dated 28 June 2010**

<b>Sexual Violations against Children</b>	1340	10	Sexual Interference
	1340	15	Sexual Interference
	1340	20	Sexual Touching (Invitation to)
	1340	25	Sexual Touching (Invitation to)
	1340	30	Sexual Exploitation
	1340	35	Sexual Exploitation
	1345	0	Sexual Interference
	1345	5	Sexual Interference
	1350	0	Invitation to Sexual Touching
	1350	5	Invitation to Sexual Touching
	1355	0	Sexual Exploitation
	1370	0	Luring a Child via a Computer
	1370	5	Luring a Child via a Computer
	3461	0	Luring a Child
	3461	5	Luring a Child
1360	5	Incest	
1355	5	Sexual Exploitation	
<b>Assault - Aggravated</b>	1410	0	Aggravated Assault
	1410	5	Aggravated Assault
	1410	10	Aggravated Spouse
	1410	15	Aggravated Spouse
	1410	20	Aggravated Child
	1410	25	Aggravated Child
<b>Assault - Weapon/Bodily Harm</b>	1420	0	Assault, Weapon Causing Bodily Harm
	1420	5	Assault, Weapon Causing Bodily Harm
	1420	10	Assault, Weapon Spouse
	1420	15	Assault, Weapon Spouse
	1420	20	Assault, Weapon Child
	1420	25	Assault, Weapon Child
<b>Assault</b>	1430	0	Assault (CC Part 266)
	8213	0	Violence to Superior Officer (NDA)
	8215	0	Quarrels & Disturbances (NDA)
	8224	0	Abuse of Subordinates (NDA)
	1430	5	Assault (CC Part 266)
	1430	10	Assault Spouse
	1430	15	Assault Spouse
	1430	20	Assault Child
	1430	25	Assault Child
	1440	0	Unlawfully Cause Bodily Harm
1440	5	Unlawfully Cause Bodily Harm	
<b>Other Assaults</b>	1480	0	Assault (Other)
	1480	5	Assault (Other)
<b>Assault - Peace Officer</b>	1460	0	Assault, Peace Officer
	1460	5	Assault, Peace Officer

A-217

**UNCLASSIFIED**

**UNCLASSIFIED**

**Annex A to  
SCIS Report 2000-1000 (Historical Criminal Activity)  
Dated 28 June 2010**

Firearms - Use of / Discharge / Pointing	1450	0	Discharge Firearm with Intent
	1450	5	Discharge Firearm with Intent
	1457	0	Pointing a Firearm
	1457	5	Pointing a Firearm
	3360	0	Firearm to Commit Offence
	1455	0	Using Firearm or Imitation
	1455	5	Using Firearm or Imitation
	8551	20	Weapon, Unauthorised Discharge (NDA)
	8551	30	Weapon, Unauthorised Discharge Causing Injury (NDA)
3385	0	Firearm (Pointing)	
Robbery	1610	0	Robbery with Firearms
	1610	5	Robbery with Firearms
	1610	10	Robbery with Other Offensive Weapons
	1610	15	Robbery with Other Offensive Weapons
	1610	20	Robbery Other Types of
	1610	25	Robbery Other Types of
Forcible Confinement or Kidnapping	1510	0	Kidnapping
	1510	5	Kidnapping
	1630	10	Forcible Confinement
	1520	0	Hostage Taking
	1630	15	Forcible Confinement
	1530	0	Abduction, Person under 14
	1540	0	Abduction, Person under 16
	1540	5	Abduction, Person under 16
	1560	0	Abduction, No Custody Order
	1560	5	Abduction, No Custody Order
	1545	0	Removal of Child from Canada
1545	5	Removal of Child from Canada	
1530	5	Abduction, Person under 14	
Abduction	1620	0	Extortion
	1620	5	Extortion
Criminal Harassment	1625	0	Criminal Harassment
	1625	5	Criminal Harassment
Uttering Threats	1627	0	Utter Threats
	1627	5	Utter Threats
	3540	0	Utter Threats to Property
Threatening or Harassing Phone Calls	1626	0	Harassing Phone Calls
	3530	0	Indecent / Harassing Phone Calls
Other Violent Offences	1340	5	Sexual Crimes - Other
	1340	40	Sexual Crimes - Other
	1340	45	Sexual Crimes - Other
	1470	0	Criminal Negligence Causing Harm
	1470	5	Criminal Negligence Causing Harm
9420	0	Causing Bodily Harm by Criminal Negligence	
Breaking and Entering	2120	0	Break and Enter
	2120	10	Break and Enter (non-residence)
	2120	20	Break and Enter (residence)
	2120	30	Break and Enter - other
	2120	35	Break and Enter - other

**UNCLASSIFIED**

**Annex A to  
SCIS Report 2000-1000 (Historical Criminal Activity)  
Dated 28 June 2010**

<b>Possession of Stolen Property</b>	2150	0	Possession of Stolen Goods
	2150	5	Possession of Stolen Goods
<b>Theft of Motor Vehicle</b>	2130	0	Theft, Auto (over \$5000)
	2130	5	Theft, Auto (over \$5000)
	2130	30	Theft, Other Motor Vehicle (over \$5000)
	2130	35	Theft, Other Motor Vehicle (over \$5000)
	2140	0	Theft, Auto (under \$5000)
	2140	30	Theft, Other Motor Vehicle (under \$5000)
	2140	35	Theft, Other Motor Vehicle (under \$5000)
<b>Theft Over \$5000</b>	2130	10	Theft, Money (over \$5000)
	2130	20	Theft, Property (over \$5000)
	2130	25	Theft, Property (over \$5000)
	2130	40	Theft, Information Technology (over \$5000)
	2130	45	Theft, Information Technology (over \$5000)
	2130	50	Theft, Other (over \$5000)
	2130	60	Theft, Public (over \$5000)
	2130	65	Theft, Public (over \$5000)
	2130	70	Theft, Non Public (over \$5000)
	2130	75	Theft, Non Public (over \$5000)
	2133	0	Shoplifting over \$5000
	2140	90	Theft, Private (over \$5000)
	2140	95	Theft, Private (over \$5000)
<b>Theft Under \$5000</b>	2140	10	Theft, Money (under \$5000)
	8242	0	Stealing
	8243	0	Receiving
	2140	40	Theft, information Technology (under \$5000)
	2140	45	Theft, Information Technology (under \$5000)
	2140	50	Theft, Other (under \$5000)
	2140	60	Theft, Public (under \$5000)
	2140	65	Theft, Public (under \$5000)
	2140	70	Theft, Non Public (under \$5000)
	2140	75	Theft, Non Public (under \$5000)
	2143	0	Shoplifting under \$5000
	2140	80	Theft, Private (under \$5000)
2140	85	Theft, Private (under \$5000)	
<b>Fraud</b>	2160	0	Fraud Claims
	2160	5	Fraud Claims
	2160	10	Fraud Credit Cards
	2160	15	Fraud Credit Cards
	2160	20	Fraud Communications
	2160	25	Fraud Communications
	2160	30	Fraud Contracting
	2160	35	Fraud Contracting
	2160	40	Fraud Others
	2160	45	Fraud Others
3790	0	Fraud Transactions Contracts	

**UNCLASSIFIED**

**UNCLASSIFIED**

**Annex A to  
SCIS Report 2000-1000 (Historical Criminal Activity)  
Dated 28 June 2010**

<b>Mischief</b>	1630	0	Mischief, Endanger Life
	1630	5	Mischief, Endanger Life
	2172	0	Mischief to Property over \$5000
	2170	10	Mischief
	2170	15	Mischief
	2170	20	Mischief - Conceals/Corrupts Data
	2170	25	Mischief - Conceals/Corrupts Data
	2176	0	Mischief to Religious Property
	2170	5	Mischief to Property under \$5000
	2170	0	Mischief to Property under \$5000
<b>Arson</b>	2110	0	Arson - disregard for human life
	2110	5	Arson - disregard for human life
	2110	10	Arson - damage to property
	2110	15	Arson - damage to property
	2110	20	Arson - for fraud purpose
	2110	25	Arson - for fraud purpose
	2110	30	Arson - by negligence
	2110	35	Arson - by negligence
	2110	40	Arson - other
	2110	45	Arson - other
<b>Counterfeiting</b>	3420	0	Counterfeiting Currency
<b>Weapons Violations</b>	3365	0	Weapons, (Traffic)
	3370	0	Weapons, Possession Contrary
	3375	0	Weapons, Illegal Possession
	3375	5	Weapons, Illegal Possession
	3380	0	Weapons, Illegal Import / Export
	3380	5	Weapons, Illegal Import / Export
	3390	0	Firearm Doc/Admin Offences
	3395	0	Firearm Unsafe Storage
	3720	0	Weapons Other CC Offences
	3720	5	Weapons Other CC Offences
	3770	5	Weapons, Possession Contrary
	8551	10	Weapon Insecurity
6550	0	Firearms Act	
<b>Child Pornography</b>	3455	0	Print/Publish/Possess Child Pornography
	3455	5	Print/Publish/Possess Child Pornography
<b>Prostitution</b>	3110	0	Common Bawdy House, Keeping / Found In
	3115	0	Prostitution live by < 18 yrs
	3120	0	Prostitution (procuring)
	3130	0	Prostitution - other
	3120	5	Prostitution (procuring)
<b>Disturbances</b>	8200	20	Disturbance
	8200	25	Disturbance
	3430	0	Disturbing the Peace
	3430	5	Disturbing the Peace

**UNCLASSIFIED**

**Annex A to  
SCIS Report 2000-1000 (Historical Criminal Activity)  
Dated 28 June 2010**

<b>Administration of Justice Violations</b>	3405	0	Breach of Undertaking
	3405	5	Breach of Undertaking
	3410	0	Breach of Recognizance
	3410	5	Breach of Recognizance
	3470	0	Obstruct Public Peace Officer
	3470	5	Obstruct Public Peace Officer
	3520	0	Breach of Probation
	3520	5	Breach of Probation
	3730	5	Offences Against Admin of Law and Justice
<b>Other Non-Violent Offences</b>	1365	0	Corruption Morals of a Child
	1365	5	Corruption Morals of a Child
	1385	0	Voyeurism
	1385	5	Voyeurism
	3490	0	Trespass at Night
	8100	0	Loitering
	3220	0	Gaming and Betting (other)
	3230	0	Gaming house - Keeping or In
	3450	0	Indecent Acts
	3460	0	Public morals
	3460	5	Public morals
	3825	0	Proceeds of Crime
	4825	0	Drug (Proceeds of Crime)
	8260	0	Conspiracy
3740	0	Sexual - Morals and Disorder	
<b>Impaired Driving</b>	9220	10	Impaired Operation Motor Vehicle Causing Bodily Harm
	9220	15	Impaired Operation Motor Vehicle Causing Bodily Harm
	9230	10	Impaired Operation Motor Vehicle
	9230	15	Impaired Operation Motor Vehicle
	9240	0	Impaired - Refused Breath
	9240	5	Impaired - Refused Breath
	9240	10	Impaired - Fail Breath
	9240	15	Impaired - Fail Breath
	9250	0	Impaired - Refused Blood
	9250	5	Impaired - Refused Blood
	9250	10	Impaired - Fail Blood
9250	15	Impaired - Fail Blood	
<b>Other Criminal Code Traffic Violations</b>	9120	10	Dangerous Operation of Motor Vehicle CBH
	9130	5	Dangerous Operation of Motor Vehicle
	9130	10	Dangerous Operation of Motor Vehicle
	9440	0	Dangerous Operation Causing Bodily Harm
	9450	0	Dangerous Operation of Motor Vehicle
<b>Possession - Cannabis</b>	4140	0	Possession of Cannabis
	4140	5	Possession of Cannabis
<b>Possession - Cocaine</b>	4120	0	Possession of Cocaine
	4120	5	Possession of Cocaine
<b>Possession - Other CDSA Drugs</b>	4110	0	Possession of Heroin
	4130	0	Possession of Other Drugs
	4160	0	Possession of Methylenedioxyamphetamine
	4150	0	Possession of Methamphetamines

**UNCLASSIFIED**

**Annex A to  
SCIS Report 2000-1000 (Historical Criminal Activity)  
Dated 28 June 2010**

<b>Trafficking - Cannabis</b>	4240	0	Traffic in Cannabis
	4240	5	Traffic in Cannabis
	4340	0	Importation of Cannabis
	4440	0	Cultivation of Cannabis
	4440	5	Cultivation of Cannabis
<b>Trafficking - Cocaine</b>	4220	0	Traffic in Cocaine
	4220	5	Traffic in Cocaine
	4320	0	Importation of Cocaine
	4420	0	Production of Cocaine
	4320	5	Importation of Cocaine
<b>Trafficking - Other CDSA Drugs</b>	4230	0	Traffic in Other Drugs
	4230	5	Traffic in Other Drugs
	4310	0	Importation of Heroin
	4210	0	Traffic in Heroin
	4250	0	Traffic in Methamphetamines
	4350	0	Import & Export Methamphetamines
	4360	0	Import & Export Methylenedioxyamphetamine
	4410	0	Production of Heroin
	4430	0	Production of Other Controlled
	4450	0	Production of Methamphetamines
	4460	0	Production of Methylenedioxyamphetamine
	4260	0	Traffic in Methylenedioxyamphetamine
4330	0	Importation of Other Drugs	



**UNCLASSIFIED**

**Annex B to  
SCIS Report 2000-1000 (Historical Criminal Activity)  
Dated 28 June 2010**

**Per Capita Comparisons, CF/DND/Canada, 2003-2009**

**Per Capita Comparison – 2003**

Type of Violation Population	Canadian Forces 159,256		DND Community 291,694		Canada 31,676,077	
	Number	Rate	Number	Rate	Number	Rate
<b>Total – all offences (CC &amp; NDA)</b>	<b>707</b>	<b>444</b>	<b>3,785</b>	<b>1,298</b>	<b>2,720,172</b>	<b>8,587</b>
<b>Total violent offences (CC &amp; NDA)</b>	<b>333</b>	<b>209</b>	<b>1,033</b>	<b>354</b>	<b>301,846</b>	<b>967</b>
Homicide	0	0	0	0	549	2
Attempted Murder	1	1	1	0	707	2
Other Violations Causing Death	1	1	3	1	<b>Data Unavailable</b>	
Sexual Assault - Level 3 (Aggravated)	0	0	0	0	172	1
Sexual Assault - Level 2 (With Weapon/CBH)	0	0	1	0	359	1
Sexual Assault- Level 1	35	22	162	56	22,983	73
Sexual Violations Against Children	9	6	36	12	<b>Data Unavailable</b>	
Assault - Level 3 (Aggravated)	4	3	21	7	2,913	9
Assault-Level 2 (Weapon/Cause Bodily Harm)	32	20	68	23	45,222	143
Assault- Level 1	187	117	427	146	188,667	596
Other Assaults	10	6	61	21	12,534	40
Assault - Peace Officer	7	4	23	8	<b>Data Unavailable</b>	
Firearms - Use of / Discharge / Pointing	3	2	4	1	<b>Data Unavailable</b>	
Robbery	1	1	12	4	28,437	90
Forcible Confinement or Kidnapping	2	1	9	3	3,250	10
Abduction	1	1	4	1	559	2
Extortion	0	0	0	0	<b>Data Unavailable</b>	
Criminal Harassment	4	3	19	7	<b>Data Unavailable</b>	
Uttering Threats	30	19	158	54	<b>Data Unavailable</b>	
Threatening or Harassing Phone Calls	0	0	15	5	<b>Data Unavailable</b>	
Other Violent CC Offences	6	4	9	3	<b>Data Unavailable</b>	
<b>Total non-violent offences (CC &amp; NDA)</b>	<b>179</b>	<b>112</b>	<b>2,224</b>	<b>762</b>	<b>2,252,634</b>	<b>7,111</b>
Breaking and Entering	6	4	196	67	284,925	899
Possession of Stolen Property	3	2	28	10	33,151	105
Theft of Motor Vehicle	3	2	71	24	174,208	550
Theft Over \$5000	2	1	108	37	19,416	61
Theft Under \$5000	52	33	1,164	399	700,605	2,212
Fraud	12	8	156	53	92,924	293
Mischief	17	11	25	9	357,568	1,129
Arson	3	2	19	7	13,875	44
Counterfeiting	0	0	16	5	139,267	440
Weapons Violations	22	14	55	19	<b>Data Unavailable</b>	
Child Pornography	5	3	18	6	<b>Data Unavailable</b>	
Prostitution	1	1	2	1	5,688	18
Disturbing the Peace	12	8	189	65	102,909	325
Administration of Justice Violations	36	23	128	44	101,095	319
Other Non-Violent Criminal Code Offences	5	3	49	17	227,003	717
<b>Total CC Traffic offences</b>	<b>159</b>	<b>100</b>	<b>361</b>	<b>124</b>	<b>77,645</b>	<b>276</b>
Impaired Driving	155	97	342	117	77,645	245
Other Criminal Code Traffic Violations	4	3	19	7	9,795	31
<b>Total CDSA offences</b>	<b>36</b>	<b>23</b>	<b>167</b>	<b>57</b>	<b>86,791</b>	<b>274</b>
Possession - Cannabis	17	11	98	34	41,295	130
Possession - Cocaine	2	1	5	2	14,225	45
Possession - Other CDSA Drugs	3	2	12	4	11,479	36
Trafficking - Cannabis	11	7	32	11	19,792	62
Trafficking - Cocaine	2	1	4	1	<b>Data Unavailable</b>	
Trafficking - Other CDSA Drugs	1	1	16	5	<b>Data Unavailable</b>	

**NOTES:**

- Number:** Based on Police-Reported statistics from SAMPIS & Statistics Canada.
- Rate:** Calculated on basis of 100,000 population. All numbers rounded up.
- Canadian Forces:** Includes Regular & Reserve force personnel.
- DND Community:** Includes all CF members, Public Service employees, CSTC transient Cadet populations, & Dependents.
- Impaired Driving:** Includes all Causing Bodily Harm, Over 80, and Fail/Refuse to provide breath/blood offences.
- Data Unavailable:** Stats Canada counted police-reported crime differently during this year, and did not include this category.
- CC:** Criminal Code of Canada.
- NDA:** National Defence Act. NDA offences are included in CF & DND/Military figures only.
- CDSA:** Controlled Drugs and Substances Act.

**UNCLASSIFIED**

**UNCLASSIFIED**

**Annex B to  
SCIS Report 2000-1000 (Historical Criminal Activity)  
Dated 28 June 2010**

**Per Capita Comparison – 2004**

Type of Violation <i>Population</i>	Canadian Forces <i>148,625</i>		DND Community <i>269,283</i>		Canada <i>31,989,454</i>	
	<b>Number</b>	<b>Rate</b>	<b>Number</b>	<b>Rate</b>	<b>Number</b>	<b>Rate</b>
<b>Total – all offences (CC &amp; NDA)</b>	<b>871</b>	<b>586</b>	<b>4,017</b>	<b>1,492</b>	<b>2,764,641</b>	<b>8,642</b>
<b>Total violent offences (CC &amp; NDA)</b>	<b>407</b>	<b>274</b>	<b>1,175</b>	<b>436</b>	<b>299,533</b>	<b>947</b>
Homicide	0	0	0	0	624	2
Attempted Murder	0	0	1	0	671	2
Other Violations Causing Death	1	1	3	1	<b>Data Unavailable</b>	
Sexual Assault - Level 3 (Aggravated)	0	0	1	0	190	1
Sexual Assault - Level 2 (With Weapon/CBH)	0	0	1	0	397	1
Sexual Assault- Level 1	37	25	173	64	22,449	70
Sexual Violations Against Children	8	5	32	12	<b>Data Unavailable</b>	
Assault - Level 3 (Aggravated)	4	3	21	8	2,733	9
Assault-Level 2 (Weapon/Cause Bodily Harm)	31	21	68	25	46,643	146
Assault- Level 1	236	159	493	183	184,883	578
Other Assaults	14	9	87	32	12,811	40
Assault - Peace Officer	11	7	21	8	<b>Data Unavailable</b>	
Firearms - Use of / Discharge / Pointing	3	2	8	3	<b>Data Unavailable</b>	
Robbery	1	1	16	6	27,495	86
Forcible Confinement or Kidnapping	3	2	6	2	3,483	11
Abduction	0	0	8	3	637	2
Extortion	0	0	2	1	<b>Data Unavailable</b>	
Criminal Harassment	7	5	32	12	<b>Data Unavailable</b>	
Uttering Threats	48	32	178	66	<b>Data Unavailable</b>	
Threatening or Harassing Phone Calls	0	0	16	6	<b>Data Unavailable</b>	
Other Violent CC Offences	3	2	8	3	<b>Data Unavailable</b>	
<b>Total non-violent offences (CC &amp; NDA)</b>	<b>252</b>	<b>170</b>	<b>2,276</b>	<b>845</b>	<b>2,287,139</b>	<b>7,150</b>
Breaking and Entering	7	5	162	60	275,869	862
Possession of Stolen Property	3	2	22	8	35,743	112
Theft of Motor Vehicle	2	1	61	23	169,977	531
Theft Over \$5000	1	1	89	33	16,968	53
Theft Under \$5000	69	46	1,210	449	673,999	2,107
Fraud	18	12	198	74	97,443	305
Mischief	38	26	42	16	353,518	1,105
Arson	1	1	11	4	13,150	41
Counterfeiting	0	0	24	9	201,108	629
Weapons Violations	23	15	59	22	<b>Data Unavailable</b>	
Child Pornography	9	6	19	7	<b>Data Unavailable</b>	
Prostitution	1	1	5	2	6,452	20
Disturbing the Peace	20	13	187	69	117,389	367
Administration of Justice Violations	58	39	144	53	106,664	333
Other Non-Violent Criminal Code Offences	2	1	43	16	218,859	684
<b>Total CC Traffic offences</b>	<b>188</b>	<b>126</b>	<b>386</b>	<b>143</b>	<b>80,339</b>	<b>282</b>
Impaired Driving	181	122	368	137	80,339	251
Other Criminal Code Traffic Violations	7	5	18	7	9,887	31
<b>Total CDSA offences</b>	<b>24</b>	<b>16</b>	<b>180</b>	<b>67</b>	<b>97,630</b>	<b>305</b>
Possession - Cannabis	20	13	104	39	47,957	150
Possession - Cocaine	2	1	7	3	16,974	53
Possession - Other CDSA Drugs	0	0	18	7	12,761	40
Trafficking - Cannabis	1	1	26	10	19,938	62
Trafficking - Cocaine	1	1	5	2	<b>Data Unavailable</b>	
Trafficking - Other CDSA Drugs	0	0	20	7	<b>Data Unavailable</b>	

**NOTES:**

- Number:** Based on Police-Reported statistics from SAMPIS & Statistics Canada.
- Rate:** Calculated on basis of 100,000 population. All numbers rounded up.
- Canadian Forces:** Includes Regular & Reserve force personnel.
- DND Community:** Includes all CF members, Public Service employees, CSTC transient Cadet populations, & Dependents.
- Impaired Driving:** Includes all Causing Bodily Harm, Over 80, and Fail/Refuse to provide breath/blood offences.
- Data Unavailable:** Stats Canada counted police-reported crime differently during this year, and did not include this category.
- CC:** Criminal Code of Canada.
- NDA:** National Defence Act. NDA offences are included in CF & DND/Military figures only.
- CDSA:** Controlled Drugs and Substances Act.

B-2/7

**UNCLASSIFIED**

**UNCLASSIFIED**

**Annex B to  
SCIS Report 2000-1000 (Historical Criminal Activity)  
Dated 28 June 2010**

**Per Capita Comparison – 2005**

Type of Violation <i>Population</i>	Canadian Forces <i>136,904</i>		DND Community <i>264,334</i>		Canada <i>32,299,496</i>	
	Number	Rate	Number	Rate	Number	Rate
<b>Total – all offences (CC &amp; NDA)</b>	<b>763</b>	<b>557</b>	<b>3,894</b>	<b>1,473</b>	<b>2,646,893</b>	<b>8,195</b>
<b>Total violent offences (CC &amp; NDA)</b>	<b>339</b>	<b>246</b>	<b>1,074</b>	<b>406</b>	<b>303,910</b>	<b>948</b>
Homicide	2	1	1	0	663	2
Attempted Murder	1	1	3	1	822	3
Other Violations Causing Death	0	0	0	0	<b>Data Unavailable</b>	
Sexual Assault - Level 3 (Aggravated)	0	0	3	1	176	1
Sexual Assault - Level 2 (With Weapon/CBH)	2	1	5	2	389	1
Sexual Assault- Level 1	32	23	168	64	22,956	71
Sexual Violations Against Children	9	7	25	9	<b>Data Unavailable</b>	
Assault - Level 3 (Aggravated)	4	3	31	12	3,095	10
Assault-Level 2 (Weapon/Cause Bodily Harm)	19	14	65	25	50,356	156
Assault- Level 1	200	146	412	156	183,231	567
Other Assaults	17	12	98	37	12,845	40
Assault - Peace Officer	5	4	18	7	<b>Data Unavailable</b>	
Firearms - Use of / Discharge / Pointing	1	1	4	2	<b>Data Unavailable</b>	
Robbery	1	1	13	5	28,798	89
Forcible Confinement or Kidnapping	6	4	10	4	3,918	12
Abduction	1	1	4	2	579	2
Extortion	0	0	0	0	<b>Data Unavailable</b>	
Criminal Harassment	6	4	21	8	<b>Data Unavailable</b>	
Uttering Threats	31	23	177	67	<b>Data Unavailable</b>	
Threatening or Harassing Phone Calls	1	1	10	4	<b>Data Unavailable</b>	
Other Violent CC Offences	1	1	6	4	<b>Data Unavailable</b>	
<b>Total non-violent offences (CC &amp; NDA)</b>	<b>211</b>	<b>154</b>	<b>2,265</b>	<b>857</b>	<b>2,170,949</b>	<b>6,721</b>
Breaking and Entering	6	4	143	54	261,362	809
Possession of Stolen Property	3	2	21	8	34,466	107
Theft of Motor Vehicle	3	2	47	18	160,014	495
Theft Over \$5000	3	2	71	27	17,201	53
Theft Under \$5000	47	34	1,381	522	638,684	1,977
Fraud	12	9	184	70	95,377	295
Mischief	32	23	38	14	345,651	1,070
Arson	0	0	13	5	13,356	41
Counterfeiting	0	0	16	6	165,014	511
Weapons Violations	25	18	52	20	<b>Data Unavailable</b>	
Child Pornography	5	4	17	6	<b>Data Unavailable</b>	
Prostitution	0	0	1	0	5,787	18
Disturbing the Peace	12	9	105	40	122,095	378
Administration of Justice Violations	59	43	152	58	101,773	315
Other Non-Violent Criminal Code Offences	4	3	24	9	210,169	651
<b>Total CC Traffic offences</b>	<b>184</b>	<b>134</b>	<b>381</b>	<b>144</b>	<b>78,370</b>	<b>274</b>
Impaired Driving	183	134	364	138	78,370	243
Other Criminal Code Traffic Violations	1	1	17	6	10,286	32
<b>Total CDSA offences</b>	<b>29</b>	<b>21</b>	<b>174</b>	<b>66</b>	<b>93,664</b>	<b>290</b>
Possession - Cannabis	17	12	97	37	43,208	134
Possession - Cocaine	4	3	13	5	19,270	60
Possession - Other CDSA Drugs	1	1	18	7	13,902	43
Trafficking - Cannabis	2	1	22	8	17,284	54
Trafficking - Cocaine	1	1	7	3	<b>Data Unavailable</b>	
Trafficking - Other CDSA Drugs	4	3	17	6	<b>Data Unavailable</b>	

**NOTES:**

- Number:** Based on Police-Reported statistics from SAMPIS & Statistics Canada.
- Rate:** Calculated on basis of 100,000 population. All numbers rounded up.
- Canadian Forces:** Includes Regular & Reserve force personnel.
- DND Community:** Includes all CF members, Public Service employees, CSTC transient Cadet populations, & Dependents.
- Impaired Driving:** Includes all Causing Bodily Harm, Over 80, and Fail/Refuse to provide breath/blood offences.
- Data Unavailable:** Stats Canada counted police-reported crime differently during this year, and did not include this category.
- CC:** Criminal Code of Canada.
- NDA:** National Defence Act. NDA offences are included in CF & DND/Military figures only.
- CDSA:** Controlled Drugs and Substances Act.

**UNCLASSIFIED**

**UNCLASSIFIED**

**Annex B to  
SCIS Report 2000-1000 (Historical Criminal Activity)  
Dated 28 June 2010**

**Per Capita Comparison – 2006**

Type of Violation Population	Canadian Forces 135,586		DND Community 266,462		Canada 32,623,490	
	Number	Rate	Number	Rate	Number	Rate
<b>Total – all offences (CC &amp; NDA)</b>	<b>715</b>	<b>527</b>	<b>3,800</b>	<b>1,426</b>	<b>2,597,210</b>	<b>7,961</b>
<b>Total violent offences (CC &amp; NDA)</b>	<b>342</b>	<b>252</b>	<b>1,062</b>	<b>399</b>	<b>307,518</b>	<b>956</b>
Homicide	2	1	2	1	605	2
Attempted Murder	0	0	0	0	852	3
Other Violations Causing Death	1	1	2	1	<b>Data Unavailable</b>	
Sexual Assault - Level 3 (Aggravated)	0	0	1	0	183	1
Sexual Assault - Level 2 (With Weapon/CBH)	0	0	1	0	381	1
Sexual Assault- Level 1	40	30	186	70	21,572	66
Sexual Violations Against Children	12	9	27	10	<b>Data Unavailable</b>	
Assault - Level 3 (Aggravated)	6	4	17	6	3,288	10
Assault-Level 2 (Weapon/Cause Bodily Harm)	23	17	72	27	52,910	162
Assault- Level 1	182	134	407	153	183,504	562
Other Assaults	16	12	81	30	12,981	40
Assault - Peace Officer	11	8	24	9	<b>Data Unavailable</b>	
Firearms - Use of / Discharge / Pointing	2	1	5	2	<b>Data Unavailable</b>	
Robbery	0	0	12	5	30,707	94
Forcible Confinement or Kidnapping	6	4	15	6	4,449	14
Abduction	0	0	0	0	535	2
Extortion	2	1	5	2	<b>Data Unavailable</b>	
Criminal Harassment	6	4	26	10	<b>Data Unavailable</b>	
Uttering Threats	33	24	163	61	<b>Data Unavailable</b>	
Threatening or Harassing Phone Calls	0	0	6	2	<b>Data Unavailable</b>	
Other Violent CC Offences	0	0	10	4	<b>Data Unavailable</b>	
<b>Total non-violent offences (CC &amp; NDA)</b>	<b>166</b>	<b>122</b>	<b>375</b>	<b>831</b>	<b>2,118,797</b>	<b>6,495</b>
Breaking and Entering	9	7	109	41	250,467	768
Possession of Stolen Property	4	3	42	16	35,134	108
Theft of Motor Vehicle	1	1	28	11	158,944	487
Theft Over \$5000	2	1	65	24	17,060	52
Theft Under \$5000	41	30	1,411	530	616,194	1,889
Fraud	10	7	146	55	92,599	284
Mischief	21	15	28	11	378,311	1,160
Arson	0	0	10	4	13,504	41
Counterfeiting	1	1	14	5	117,987	362
Weapons Violations	19	14	47	18	<b>Data Unavailable</b>	
Child Pornography	3	2	18	7	<b>Data Unavailable</b>	
Prostitution	0	0	5	2	5,701	17
Disturbing the Peace	7	5	117	44	117,023	359
Administration of Justice Violations	41	30	138	52	106,699	327
Other Non-Violent Criminal Code Offences	7	5	36	14	209,174	641
<b>Total CC Traffic offences</b>	<b>183</b>	<b>135</b>	<b>375</b>	<b>141</b>	<b>74,731</b>	<b>260</b>
Impaired Driving	178	131	360	135	74,731	229
Other Criminal Code Traffic Violations	5	4	15	6	10,197	31
<b>Total CDSA offences</b>	<b>24</b>	<b>18</b>	<b>149</b>	<b>56</b>	<b>96,164</b>	<b>295</b>
Possession - Cannabis	11	8	75	28	43,634	134
Possession - Cocaine	2	1	11	4	22,074	68
Possession - Other CDSA Drugs	3	2	15	6	15,212	47
Trafficking - Cannabis	3	2	23	23	15,244	47
Trafficking - Cocaine	3	2	10	4	<b>Data Unavailable</b>	
Trafficking - Other CDSA Drugs	2	1	15	6	<b>Data Unavailable</b>	

**NOTES:**

**Number:**

Based on Police-Reported statistics from SAMPIS & Statistics Canada.

**Rate:**

Calculated on basis of 100,000 population. All numbers rounded up.

**Canadian Forces:**

Includes Regular & Reserve force personnel.

**DND Community:**

Includes all CF members, Public Service employees, CSTC transient Cadet populations, & Dependents.

**Impaired Driving:**

Includes all Causing Bodily Harm, Over 80, and Fail/Refuse to provide breath/blood offences.

**Data Unavailable:**

Stats Canada counted police-reported crime differently during this year, and did not include this category.

**CC:**

Criminal Code of Canada.

**NDA:**

National Defence Act. NDA offences are included in CF & DND/Military figures only.

**CDSA:**

Controlled Drugs and Substances Act.

B-4/7

**UNCLASSIFIED**

**UNCLASSIFIED**

**Annex B to  
SCIS Report 2000-1000 (Historical Criminal Activity)  
Dated 28 June 2010**

**Per Capita Comparison – 2007**

Type of Violation Population	Canadian Forces 138,555		DND Community 281,454		Canada 32,927,372	
	Number	Rate	Number	Rate	Number	Rate
<b>Total – all offences (CC &amp; NDA)</b>	<b>733</b>	<b>529</b>	<b>3,916</b>	<b>1,391</b>	<b>2,505,270</b>	<b>7,608</b>
<b>Total violent offences (CC &amp; NDA)</b>	<b>328</b>	<b>237</b>	<b>1,001</b>	<b>356</b>	<b>445,302</b>	<b>1,352</b>
Homicide	0	0	0	0	594	2
Attempted Murder	1	1	1	0	793	2
Other Violations Causing Death	3	2	5	2	85	0
Sexual Assault - Level 3 (Aggravated)	2	1	2	1	141	0
Sexual Assault - Level 2 (With Weapon/CBH)	2	1	4	1	387	1
Sexual Assault- Level 1	38	27	153	54	20,906	63
Sexual Violations Against Children	8	6	33	12	542	2
Assault - Level 3 (Aggravated)	10	7	21	7	3,481	11
Assault-Level 2 (Weapon/Cause Bodily Harm)	24	17	48	17	54,788	166
Assault- Level 1	158	114	366	130	180,790	549
Other Assaults	8	6	92	33	4,011	12
Assault - Peace Officer	5	4	16	6	9,873	30
Firearms - Use of / Discharge / Pointing	14	10	20	7	1,642	5
Robbery	3	2	12	4	34,182	104
Forcible Confinement or Kidnapping	6	4	13	5	4,660	14
Abduction	1	1	5	2	482	1
Extortion	0	0	3	1	1,393	4
Criminal Harassment	7	5	22	8	18,179	55
Uttering Threats	33	24	169	60	78,202	237
Threatening or Harassing Phone Calls	0	0	7	2	26,277	80
Other Violent CC Offences	5	4	9	3	3,894	12
<b>Total non-violent offences (CC &amp; NDA)</b>	<b>157</b>	<b>113</b>	<b>2,276</b>	<b>809</b>	<b>1,826,502</b>	<b>5,547</b>
Breaking and Entering	6	4	155	55	231,520	703
Possession of Stolen Property	6	18	21	7	33,383	101
Theft of Motor Vehicle	1	1	37	13	145,701	442
Theft Over \$5000	0	0	67	24	17,432	53
Theft Under \$5000	36	26	1,445	513	580,085	1,762
Fraud	8	6	119	42	88,779	270
Mischief	22	16	28	10	378,188	1,149
Arson	0	0	14	5	13,015	40
Counterfeiting	0	0	7	2	719	2
Weapons Violations	30	22	79	28	15,841	48
Child Pornography	8	6	24	9	1,407	4
Prostitution	0	0	5	2	4,668	14
Disturbing the Peace	8	6	111	39	116,903	355
Administration of Justice Violations	31	22	132	47	164,776	500
Other Non-Violent Criminal Code Offences	1	1	32	11	34,085	104
<b>Total CC Traffic offences</b>	<b>236</b>	<b>170</b>	<b>474</b>	<b>168</b>	<b>132,278</b>	<b>402</b>
Impaired Driving	229	165	450	160	79,395	241
Other Criminal Code Traffic Violations	7	5	24	9	52,883	161
<b>Total CDSA offences</b>	<b>12</b>	<b>9</b>	<b>165</b>	<b>51</b>	<b>101,188</b>	<b>307</b>
Possession - Cannabis	5	4	89	32	47,335	144
Possession - Cocaine	2	1	17	6	11,700	36
Possession - Other CDSA Drugs	2	1	12	4	9,310	28
Trafficking - Cannabis	0	0	25	9	15,405	47
Trafficking - Cocaine	2	1	9	3	11,389	35
Trafficking - Other CDSA Drugs	1	1	13	5	6,049	18

**NOTES:**

In 2007, Statistics Canada began calculating stats on the Police-Reported Crime Severity Index (PRCSI), which tracks both volume & severity of crime.

<b>Number:</b>	Based on Police-Reported statistics from SAMPIS & Statistics Canada.
<b>Rate:</b>	Calculated on basis of 100,000 population. All numbers rounded up.
<b>Canadian Forces:</b>	Includes Regular & Reserve force personnel.
<b>DND Community:</b>	Includes all CF members, Public Service employees, CSTC transient Cadet populations, & Dependents.
<b>Impaired Driving:</b>	Includes all Causing Bodily Harm, Over 80, and Fail/Refuse to provide breath/blood offences.
<b>CC:</b>	<i>Criminal Code of Canada.</i>
<b>NDA:</b>	<i>National Defence Act.</i> NDA offences are included in CF & DND/Military figures only.
<b>CDSA:</b>	<i>Controlled Drugs and Substances Act.</i>

B-5/7

**UNCLASSIFIED**

**UNCLASSIFIED**

**Annex B to  
SCIS Report 2000-1000 (Historical Criminal Activity)  
Dated 28 June 2010**

**Per Capita Comparison – 2008**

Type of Violation Population	Canadian Forces 136,352		DND Community 270,831		Canada 33,311,389	
	Number	Rate	Number	Rate	Number	Rate
<b>Total – all offences (CC &amp; NDA)</b>	<b>811</b>	<b>595</b>	<b>3,976</b>	<b>1,468</b>	<b>2,439,839</b>	<b>7,324</b>
<b>Total violent offences (CC &amp; NDA)</b>	<b>463</b>	<b>267</b>	<b>1,099</b>	<b>406</b>	<b>440,363</b>	<b>1,326</b>
Homicide	1	1	1	0	611	2
Attempted Murder	0	0	2	1	723	2
Other Violations Causing Death	2	1	6	2	85	0
Sexual Assault - Level 3 (Aggravated)	0	0	1	0	139	0
Sexual Assault - Level 2 (With Weapon/CBH)	0	0	5	2	352	1
Sexual Assault- Level 1	36	26	145	54	20,992	63
Sexual Violations Against Children	8	6	35	13	1,379	4
Assault - Level 3 (Aggravated)	5	4	24	9	3,554	11
Assault-Level 2 (Weapon/Cause Bodily Harm)	22	16	68	25	54,251	163
Assault- Level 1	210	154	418	154	180,096	541
Other Assaults	13	10	100	37	9,699	12
Assault - Peace Officer	6	4	21	8	4,079	29
Firearms - Use of / Discharge / Pointing	14	10	19	7	1,506	5
Robbery	2	1	18	7	32,281	97
Forcible Confinement or Kidnapping	3	2	9	3	4,671	14
Abduction	0	0	1	0	464	1
Extortion	0	0	0	0	1,385	4
Criminal Harassment	6	4	22	8	18,347	55
Uttering Threats	35	26	183	68	78,500	236
Threatening or Harassing Phone Calls	0	0	12	4	24,756	74
Other Violent CC Offences	1	1	9	3	3,912	12
<b>Total non-violent offences (CC &amp; NDA)</b>	<b>200</b>	<b>147</b>	<b>2,310</b>	<b>853</b>	<b>1,752,923</b>	<b>5,262</b>
Breaking and Entering	6	4	152	56	209,755	630
Possession of Stolen Property	9	7	31	11	30,957	93
Theft of Motor Vehicle	1	7	46	17	125,271	376
Theft Over \$5000	2	1	65	24	16,743	50
Theft Under \$5000	41	30	1,361	503	552,155	1,658
Fraud	6	4	150	55	90,932	273
Mischief	31	23	32	12	375,079	1,126
Arson	1	1	19	7	13,270	40
Counterfeiting	0	0	9	3	1,015	3
Weapons Violations	21	15	64	24	15,098	45
Child Pornography	7	5	26	10	1,408	4
Prostitution	1	1	7	3	3,874	12
Disturbing the Peace	7	5	125	46	118,833	357
Administration of Justice Violations	62	45	162	60	165,556	497
Other Non-Violent Criminal Code Offences	5	4	61	23	32,977	99
<b>Total CC Traffic offences</b>	<b>228</b>	<b>147</b>	<b>423</b>	<b>156</b>	<b>143,169</b>	<b>430</b>
Impaired Driving	222	163	399	147	84,759	254
Other Criminal Code Traffic Violations	6	4	24	9	58,410	175
<b>Total CDSA offences</b>	<b>19</b>	<b>14</b>	<b>144</b>	<b>53</b>	<b>101,965</b>	<b>306</b>
Possession - Cannabis	8	6	79	29	50,145	151
Possession - Cocaine	2	1	11	4	10,423	31
Possession - Other CDSA Drugs	2	1	20	7	9,353	28
Trafficking - Cannabis	3	2	16	6	14,958	45
Trafficking - Cocaine	3	2	6	2	11,169	34
Trafficking - Other CDSA Drugs	1	1	12	4	5,917	18

**NOTES:**

- Number:** Based on Police-Reported statistics from SAMPIS & Statistics Canada.
- Rate:** Calculated on basis of 100,000 population. All numbers rounded up.
- Canadian Forces:** Includes Regular & Reserve force personnel.
- DND Community:** Includes all CF members, Public Service employees, CSTC transient Cadet populations, & Dependents.
- Impaired Driving:** Includes all Causing Bodily Harm, Over 80, and Fail/Refuse to provide breath/blood offences.
- CC:** Criminal Code of Canada.
- NDA:** National Defence Act. NDA offences are included in CF & DND/Military figures only.
- CDSA:** Controlled Drugs and Substances Act.

B-6/7

**UNCLASSIFIED**

**UNCLASSIFIED**

**Annex B to  
SCIS Report 2000-1000 (Historical Criminal Activity)  
Dated 28 June 2010**

**Per Capita Comparison – 2009**

Type of Violation Population	Canadian Forces 134,408		DND Community 268,346		Canada
	Number	Rate	Number	Rate	
<b>Total – all offences (CC &amp; NDA)</b>	<b>976</b>	<b>726</b>	<b>4,461</b>	<b>1,662</b>	
<b>Total violent offences (CC &amp; NDA)</b>	<b>463</b>	<b>344</b>	<b>1,231</b>	<b>459</b>	
Homicide	0	0	0	0	
Attempted Murder	1	1	5	2	
Other Violations Causing Death	2	1	8	3	
Sexual Assault - Level 3 (Aggravated)	1	1	3	1	
Sexual Assault - Level 2 (With Weapon/CBH)	0	0	3	1	
Sexual Assault- Level 1	38	28	151	56	
Sexual Violations Against Children	18	13	48	18	
Assault - Level 3 (Aggravated)	1	1	28	10	
Assault-Level 2 (Weapon/Cause Bodily Harm)	28	21	77	29	
Assault- Level 1	250	186	467	174	
Other Assaults	16	12	91	34	
Assault - Peace Officer	13	10	39	15	
Firearms - Use of / Discharge / Pointing	17	13	17	6	
Robbery	1	1	9	3	
Forcible Confinement or Kidnapping	11	8	15	6	
Abduction	0	0	2	1	
Extortion	0	0	1	0	
Criminal Harassment	7	5	24	9	
Uttering Threats	54	40	207	77	
Threatening or Harassing Phone Calls	3	2	25	9	
Other Violent CC Offences	2	1	11	4	
<b>Total non-violent offences (CC &amp; NDA)</b>	<b>225</b>	<b>167</b>	<b>2,534</b>	<b>944</b>	<b>Data Unavailable</b>
Breaking and Entering	13	10	183	68	
Possession of Stolen Property	4	3	36	13	
Theft of Motor Vehicle	2	1	51	19	
Theft Over \$5000	0	0	49	18	
Theft Under \$5000	39	29	1,496	557	
Fraud	3	2	149	56	
Mischief	28	21	31	12	
Arson	1	1	11	4	
Counterfeiting	0	0	6	2	
Weapons Violations	27	20	94	35	
Child Pornography	6	4	21	8	
Prostitution	1	1	6	2	
Disturbing the Peace	8	6	140	52	
Administration of Justice Violations	92	68	219	82	
Other Non-Violent Criminal Code Offences	1	1	42	16	
<b>Total CC Traffic offences</b>	<b>225</b>	<b>196</b>	<b>524</b>	<b>195</b>	
Impaired Driving	262	195	496	185	
Other Criminal Code Traffic Violations	2	1	28	10	
<b>Total CDSA offences</b>	<b>24</b>	<b>18</b>	<b>172</b>	<b>64</b>	
Possession - Cannabis	14	10	92	34	
Possession - Cocaine	2	1	15	6	
Possession - Other CDSA Drugs	2	1	21	8	
Trafficking - Cannabis	4	3	24	9	
Trafficking - Cocaine	2	1	7	3	
Trafficking - Other CDSA Drugs	0	0	13	5	

**NOTES:**

- Number:** Based on Police-Reported statistics from SAMPIS & Statistics Canada.
- Rate:** Calculated on basis of 100,000 population. All numbers rounded up.
- Canadian Forces:** Includes Regular & Reserve force personnel.
- DND Community:** Includes all CF members, Public Service employees, CSTC transient Cadet populations, & Dependents.
- Impaired Driving:** Includes all Causing Bodily Harm, Over 80, and Fail/Refuse to provide breath/blood offences.
- Data Unavailable:** Population and police-reported crime statistics were unavailable from Statistics Canada for 2009.
- CC:** Criminal Code of Canada.
- NDA:** National Defence Act. NDA offences are included in CF & DND/Military figures only.
- CDSA:** Controlled Drugs and Substances Act.

B-7/7

**UNCLASSIFIED**

**UNCLASSIFIED**

**Annex C to  
SCIS Report 2000-1000 (Historical Criminal Activity)  
Dated 28 June 2010**

**All Offences Recorded in SAMPIS  
(1 Jan 01 – 31 Dec 09)**

**Notes:**

1. These records reflect all General Occurrences (GO) that correlate to Statistics Canada Police-Reported Crime Severity Index (PRCSI).
2. This is not an exhaustive list of GO or Offence Codes found within SAMPIS. Only those UCR offence codes that correlate to Statistics Canada Police-Reported Crime Severity Index (PRCSI) headings were selected for statistical query.
3. Offence types that did not correlate with PRCSI headings are not listed. Further, offence types with no data may have excluded.
4. Relevant *National Defence Act* offences have been selected for query. They have been grouped with the related Criminal Code offences, and their statistical information has been incorporated with all other data. These offences have been listed in bold font.
5. Due to the way that SAMPIS records data, some GO reports may contain multiple offence code per incident.
6. Although data for 2001 and 2002 has been included in this Annex, it was discounted for all statistical analysis in this report. As SAMPIS was progressively rolled out throughout the MP Branch during these two years, the database does not accurately reflect MP activities during that time period.

UCR	Ext	Description	2001	2002	2003	2004	2005	2006	2007	2008	2009
1110	0	Murder 1st degree	0	0	0	0	0	0	0	0	0
1110	5	Murder 1st degree	0	0	0	0	1	1	0	0	0
1120	0	Murder 2nd degree	0	0	0	0	0	0	0	1	0
1140	0	Infanticide	0	0	0	0	0	0	0	0	0
1140	5	Infanticide	0	0	0	0	0	0	0	0	0
1120	5	Murder 2nd degree	0	0	0	0	0	1	0	0	0
1130	0	Manslaughter	0	0	0	0	0	0	1	0	0
1130	5	Manslaughter	0	1	0	1	0	0	0	0	0
1150	0	Criminal Negligence Causing Death	0	0	0	0	0	1	1	2	3
1150	5	Criminal Negligence Causing Death	0	0	0	0	0	0	2	0	1
9410	0	Causing Death by Criminal Negligence	0	0	0	0	0	0	0	0	1
9110	10	Dangerous Operation of Motor Vehicle Causing Death	1	0	1	0	0	1	0	1	0
8551	40	Weapon, Unauthorised Discharge Causing Death	0	0	0	0	0	0	0	0	0
9210	5	Impaired Operation Motor Vehicle Causing Death	0	0	1	2	0	0	1	3	0
9210	10	Impaired Operation Motor Vehicle Causing Death	0	0	1	0	0	0	0	0	1
9430	0	Dangerous Operation Causing Death	0	0	0	0	0	0	0	0	2
1210	0	Murder, Attempted	0	0	0	0	2	0	0	0	3

**UNCLASSIFIED**



**UNCLASSIFIED**

**Annex C to  
SCIS Report 2000-1000 (Historical Criminal Activity)  
Dated 28 June 2010**

UCR	Ext	Description	2001	2002	2003	2004	2005	2006	2007	2008	2009
1220	0	Murder, Conspiracy to Commit	0	0	0	0	0	0	0	0	0
1220	5	Murder, Conspiracy to Commit	0	0	0	1	0	0	0	0	1
1210	5	Murder, Attempted	0	0	1	0	1	0	1	2	1
1310	0	Sexual Assault, Aggravated	0	0	0	1	2	1	1	1	3
1310	5	Sexual Assault, Aggravated	0	0	0	0	1	0	1	0	0
1320	0	Sexual Assault, with a Weapon	0	0	1	0	2	1	4	2	3
1320	5	Sexual Assault, with a Weapon	0	1	0	1	3	0	0	3	0
1330	0	Sexual Assault	2	91	97	120	110	113	97	99	102
1330	5	Sexual Assault	1	74	65	53	58	73	56	46	49
1340	10	Sexual Interference	0	6	6	9	4	8	12	9	10
1340	15	Sexual Interference	0	9	9	8	6	2	8	3	2
1340	20	Sexual Touching (Invitation to)	0	0	5	5	3	1	3	3	3
1340	25	Sexual Touching (Invitation to)	0	2	5	2	2	1	2	1	3
1340	30	Sexual Exploitation	0	2	5	3	4	1	0	7	4
1340	35	Sexual Exploitation	0	6	5	4	4	10	3	2	4
1345	0	Sexual Interference	0	0	0	0	0	0	0	2	4
1345	5	Sexual Interference	0	0	0	0	0	0	0	1	5
1350	0	Invitation to Sexual Touching	0	0	0	0	0	0	0	2	1
1350	5	Invitation to Sexual Touching	0	0	0	0	0	0	0	2	1
1355	0	Sexual Exploitation	0	0	0	0	0	0	0	0	4
1370	0	Luring a Child via a Computer	0	0	0	0	0	0	0	1	5
1370	5	Luring a Child via a Computer	0	0	0	0	0	0	0	0	1
3461	0	Luring a Child	0	0	1	1	2	4	4	1	0
3461	5	Luring a Child	0	0	0	0	0	0	1	0	0
1360	5	Incest	0	0	0	0	0	0	0	0	1
1355	5	Sexual Exploitation	0	0	0	0	0	0	0	1	0
1410	0	Aggravated Assault	0	2	5	4	8	3	3	2	6
1410	5	Aggravated Assault	0	7	3	5	6	2	7	6	8
1410	10	Aggravated Spouse	0	0	2	0	3	4	3	2	2
1410	15	Aggravated Spouse	0	0	6	6	7	7	4	8	8
1410	20	Aggravated Child	0	0	1	1	3	0	2	4	1
1410	25	Aggravated Child	0	1	4	5	4	1	2	2	3
1420	0	Assault, Weapon Causing Bodily Harm	8	21	28	21	31	43	22	32	35
1420	5	Assault, Weapon Causing Bodily Harm	0	12	25	32	15	10	16	20	25
1420	10	Assault, Weapon Spouse	1	0	5	2	7	4	2	4	5

C-2/9

**UNCLASSIFIED**

**UNCLASSIFIED**

**Annex C to  
SCIS Report 2000-1000 (Historical Criminal Activity)  
Dated 28 June 2010**

UCR	Ext	Description	2001	2002	2003	2004	2005	2006	2007	2008	2009
1420	15	Assault, Weapon Spouse	0	2	2	6	7	6	3	6	7
1420	20	Assault, Weapon Child	1	2	5	6	4	7	5	6	4
1420	25	Assault, Weapon Child	0	1	3	1	1	2	0	0	1
1430	0	Assault (CC Part 266)	21	123	136	186	168	170	164	169	162
8213	0	Violence to Superior Officer	0	0	1	5	4	3	5	6	1
8215	0	Quarrels & Disturbances	0	4	47	71	45	48	41	52	84
8224	0	Abuse of Subordinates	0	1	1	12	16	7	5	17	8
1430	5	Assault (CC Part 266)	10	65	105	100	70	72	55	76	81
1430	10	Assault Spouse	9	76	35	44	45	40	37	33	37
1430	15	Assault Spouse	2	12	60	41	33	31	33	47	64
1440	0	Unlawfully Cause Bodily Harm	0	0	1	1	0	0	0	1	0
1440	5	Unlawfully Cause Bodily Harm	0	0	0	0	1	0	0	1	1
1480	0	Assault (Other)	2	26	51	62	74	61	54	59	59
1480	5	Assault (Other)	0	0	10	25	24	20	38	41	32
1430	20	Assault Child	4	8	20	17	14	23	16	11	25
1430	25	Assault Child	0	16	21	16	16	13	10	5	4
1460	0	Assault, Peace Officer	2	8	16	9	10	11	10	11	23
1460	5	Assault, Peace Officer	0	0	7	12	8	13	6	10	16
1450	0	Discharge Firearm with Intent	0	0	0	1	0	1	0	0	1
1450	5	Discharge Firearm with Intent	1	0	1	1	1	0	0	0	0
1457	0	Pointing a Firearm	0	0	0	0	0	0	0	1	2
1457	5	Pointing a Firearm	0	0	0	0	0	0	0	1	1
3360	0	Firearm to Commit Offence	0	2	1	1	1	0	3	0	0
1455	0	Using Firearm or Imitation	0	0	0	0	0	0	0	0	0
1455	5	Using Firearm or Imitation	0	0	0	0	0	0	0	0	0
8551	20	Weapon, Unauthorised Discharge	0	0	0	0	0	2	11	11	10
8551	30	Weapon, Unauthorised Discharge Causing Injury	0	0	0	0	0	0	1	3	3
3385	0	Firearm (Pointing)	0	0	2	5	2	2	5	3	0
1610	0	Robbery with Firearms	0	2	1	1	0	0	2	2	1
1610	5	Robbery with Firearms	0	1	1	2	2	2	2	2	2
1610	10	Robbery with Other Offensive Weapons	0	0	0	1	0	1	0	1	2
1610	15	Robbery with Other Offensive Weapons	1	2	1	3	3	4	2	5	0
1610	20	Robbery Other Types of	0	0	2	3	1	2	1	2	2
1610	25	Robbery Other Types of	0	1	7	6	7	3	5	6	2
1510	0	Kidnapping	0	0	1	2	0	0	0	0	0

C-3/9

**UNCLASSIFIED**

**UNCLASSIFIED**

**Annex C to  
SCIS Report 2000-1000 (Historical Criminal Activity)  
Dated 28 June 2010**

UCR	Ext	Description	2001	2002	2003	2004	2005	2006	2007	2008	2009
1510	5	Kidnapping	0	0	0	0	0	2	0	0	0
1630	10	Forcible Confinement	0	0	5	2	5	5	5	8	7
1520	0	Hostage Taking	0	0	0	0	0	0	0	0	0
1630	15	Forcible Confinement	0	0	3	2	5	8	8	1	8
1530	0	Abduction, Person under 14	0	0	1	1	0	0	1	0	1
1540	0	Abduction, Person under 16	0	0	0	1	0	0	0	0	0
1540	5	Abduction, Person under 16	0	0	1	2	2	0	0	0	0
1560	0	Abduction, No Custody Order	0	0	0	3	0	0	1	0	0
1560	5	Abduction, No Custody Order	0	0	2	0	0	0	3	0	0
1545	0	Removal of Child from Canada	0	0	0	0	0	0	0	0	0
1545	5	Removal of Child from Canada	0	0	0	0	0	0	0	0	0
1530	5	Abduction, Person under 14	0	0	0	1	2	0	0	1	1
1620	0	Extortion	0	3	0	0	0	2	2	0	1
1620	5	Extortion	0	1	0	2	0	3	1	0	0
1625	0	Criminal Harassment	0	10	16	12	13	13	12	11	12
1625	5	Criminal Harassment	0	1	3	20	8	13	10	11	12
1627	0	Utter Threats	6	51	115	110	124	118	114	131	129
1627	5	Utter Threats	0	15	43	68	53	45	55	49	76
3540	0	Utter Threats to Property	0	0	0	0	0	0	0	3	2
1626	0	Harassing Phone Calls	0	0	0	0	0	0	0	10	25
3530	0	Indecent / Harassing Phone Calls	0	6	15	16	10	6	7	2	0
1340	5	Sexual Crimes - Other	0	6	2	3	1	1	2	0	0
1340	40	Sexual Crimes - Other	0	8	4	3	1	6	3	4	3
1340	45	Sexual Crimes - Other	0	8	1	1	4	3	1	3	1
1470	0	Criminal Negligence Causing Harm	0	0	1	1	0	0	2	0	5
1470	5	Criminal Negligence Causing Harm	0	0	1	0	0	0	1	0	1
9420	0	Causing Bodily Harm by Criminal Negligence	0	0	0	0	0	0	0	2	1
2120	0	Break and Enter	6	30	61	63	42	38	58	42	49
2120	10	Break and Enter (non-residence)	0	21	50	45	48	25	33	25	29
2120	20	Break and Enter (residence)	4	16	71	46	43	35	43	55	77
2120	30	Break and Enter - other	0	9	14	8	9	7	11	14	12
2120	35	Break and Enter - other	0	0	0	0	1	4	10	16	16
2150	0	Possession of Stolen Goods	0	9	28	22	17	36	16	24	28
2150	5	Possession of Stolen Goods	0	0	0	0	4	6	5	7	8
2130	0	Theft, Auto (over \$5000)	2	14	17	5	4	8	2	4	9

C-4/9

**UNCLASSIFIED**

**UNCLASSIFIED**

**Annex C to  
SCIS Report 2000-1000 (Historical Criminal Activity)  
Dated 28 June 2010**

UCR	Ext	Description	2001	2002	2003	2004	2005	2006	2007	2008	2009
2130	5	Theft, Auto (over \$5000)	0	1	26	23	21	8	16	20	19
2130	30	Theft, Other Motor Vehicle (over \$5000)	0	1	4	4	3	3	5	5	4
2130	35	Theft, Other Motor Vehicle (over \$5000)	0	0	2	5	4	2	1	1	2
2140	0	Theft, Auto (under \$5000)	1	6	13	14	7	5	6	11	11
2140	30	Theft, Other Motor Vehicle (under \$5000)	1	1	5	7	7	1	4	2	1
2140	35	Theft, Other Motor Vehicle (under \$5000)	0	0	4	3	1	1	3	3	5
2130	10	Theft, Money (over \$5000)	0	3	4	4	3	2	1	4	5
2130	20	Theft, Property (over \$5000)	3	20	23	26	13	15	11	5	6
2130	25	Theft, Property (over \$5000)	0	1	7	6	9	1	2	3	1
2130	40	Theft, Information Technology (over \$5000)	1	3	4	3	1	1	2	1	0
2130	45	Theft, Information Technology (over \$5000)	0	0	1	1	1	2	0	1	0
2130	50	Theft, Other (over \$5000)	0	3	1	5	2	0	2	2	5
2130	60	Theft, Public (over \$5000)	6	54	43	26	28	17	24	28	13
2130	65	Theft, Public (over \$5000)	3	9	10	13	5	15	10	3	3
2130	70	Theft, Non Public (over \$5000)	1	3	12	4	1	1	3	5	5
2130	75	Theft, Non Public (over \$5000)	2	1	3	0	0	2	3	0	0
2133	0	Shoplifting over \$5000	0	0	0	0	0	0	0	0	0
2140	90	Theft, Private (over \$5000)	0	0	0	0	6	5	6	10	8
2140	95	Theft, Private (over \$5000)	0	0	0	1	2	4	3	3	3
2140	10	Theft, Money (under \$5000)	3	42	105	123	88	81	70	61	72
8242	0	Stealing	0	4	32	40	26	31	18	18	24
8243	0	Receiving	0	0	6	8	5	1	0	7	5
2140	40	Theft, Information Technology (under \$5000)	3	9	23	18	6	6	12	8	3
2140	45	Theft, Information Technology (under \$5000)	0	4	5	3	7	6	9	1	5
2140	50	Theft, Other (under \$5000)	3	58	171	145	66	40	38	38	37
2140	60	Theft, Public (under \$5000)	62	332	480	421	409	411	419	431	541
2140	65	Theft, Public (under \$5000)	5	60	189	247	242	261	269	253	245
2140	70	Theft, Non Public (under \$5000)	9	56	153	147	97	93	98	81	91
2140	75	Theft, Non Public (under \$5000)	2	0	0	37	48	24	23	30	34
2143	0	Shoplifting under \$5000	0	0	0	0	0	0	0	2	5
2140	80	Theft, Private (under \$5000)	1	0	0	18	291	361	411	326	349
2140	85	Theft, Private (under \$5000)	0	0	0	3	96	96	78	105	85
2160	0	Fraud Claims	13	46	28	49	27	38	31	39	44
2160	5	Fraud Claims	2	9	7	11	10	4	3	2	1

**UNCLASSIFIED**

**Annex C to  
SCIS Report 2000-1000 (Historical Criminal Activity)  
Dated 28 June 2010**

UCR	Ext	Description	2001	2002	2003	2004	2005	2006	2007	2008	2009
2160	10	Fraud Credit Cards	1	10	12	20	27	10	6	16	9
2160	15	Fraud Credit Cards	0	1	7	13	14	9	4	9	10
2160	20	Fraud Communications	0	3	3	2	1	0	1	1	2
2160	25	Fraud Communications	0	2	0	2	1	1	3	0	0
2160	30	Fraud Contracting	0	6	7	5	3	4	4	2	3
2160	35	Fraud Contracting	0	0	2	0	2	2	1	2	0
2160	40	Fraud Others	8	19	43	49	46	50	45	43	51
2160	45	Fraud Others	0	16	42	37	50	26	20	28	27
3790	0	Fraud Transactions Contracts	0	2	5	10	3	2	1	8	2
1630	0	Mischief, Endanger Life	0	0	1	1	0	0	1	0	1
1630	5	Mischief, Endanger Life	0	0	0	0	1	0	1	0	2
2172	0	Mischief to Property over \$5000	0	3	7	4	5	10	6	1	0
2170	10	Mischief	2	8	4	4	8	6	6	9	8
2170	15	Mischief	1	1	8	15	10	5	6	21	20
2170	20	Mischief - Conceals/Corrupts Data	0	0	0	0	0	0	0	0	0
2170	25	Mischief - Conceals/Corrupts Data	0	0	0	0	1	0	0	0	0
2176	0	Mischief to Religious Property	0	0	0	0	0	0	0	0	0
2170	5	Mischief to Property under \$5000	0	4	3	8	5	3	3	0	0
2170	0	Mischief to Property under \$5000	1	2	2	10	8	4	5	1	0
2110	0	Arson - disregard for human life	0	0	0	0	0	0	0	0	1
2110	5	Arson - disregard for human life	0	0	2	0	0	0	0	0	0
2110	10	Arson - damage to property	0	8	9	4	5	3	7	9	7
2110	15	Arson - damage to property	0	4	0	2	2	2	4	5	2
2110	20	Arson - for fraud purpose	0	1	0	0	0	1	0	1	0
2110	25	Arson - for fraud purpose	0	0	0	0	0	0	0	0	0
2110	30	Arson - by negligence	0	1	3	0	0	1	0	1	0
2110	35	Arson - by negligence	0	0	0	0	0	1	0	1	0
2110	40	Arson - other	0	0	3	3	5	2	3	2	1
2110	45	Arson - other	0	0	2	2	1	0	0	0	0
3420	0	Counterfeiting Currency	1	11	16	24	16	14	7	9	6
3365	0	Weapons, (Traffic)	0	0	0	1	1	0	3	3	1
3370	0	Weapons, Possession Contrary	0	2	2	5	2	3	3	4	5
3375	0	Weapons, Illegal Possession	1	2	10	15	9	14	18	9	28
3375	5	Weapons, Illegal Possession	0	0	0	0	0	0	0	0	0
3380	0	Weapons, Illegal Import / Export	0	1	0	0	1	1	3	1	3

C-6/9

**UNCLASSIFIED**

**UNCLASSIFIED**

**Annex C to  
SCIS Report 2000-1000 (Historical Criminal Activity)  
Dated 28 June 2010**

UCR	Ext	Description	2001	2002	2003	2004	2005	2006	2007	2008	2009
3380	5	Weapons, Illegal Import / Export	0	0	0	0	0	0	0	1	0
3390	0	Firearm Doc/Admin Offences	0	1	5	2	3	2	2	2	0
3395	0	Firearm Unsafe Storage	0	1	5	4	4	4	6	6	9
3720	0	Weapons Other CC Offences	1	8	11	12	5	10	19	13	9
3720	5	Weapons Other CC Offences	0	1	14	9	17	8	8	14	15
3770	5	Weapons, Possession Contrary	0	0	5	5	5	1	3	2	3
8551	10	Weapon Insecurity	0	0	0	0	0	1	9	6	13
6550	0	Firearms Act	0	1	3	6	5	3	5	3	8
3455	0	Print/Publish/Possess Child Pornography	0	0	11	11	11	10	16	16	15
3455	5	Print/Publish/Possess Child Pornography	0	4	7	8	6	8	8	10	6
3110	0	Common Bawdy House, Keeping / Found In	0	0	0	0	0	0	0	1	0
3115	0	Prostitution live by < 18 yrs	0	0	0	1	0	0	0	0	0
3120	0	Prostitution (procuring)	0	0	2	2	0	2	2	4	2
3130	0	Prostitution - other	0	5	0	2	1	3	3	2	3
3120	5	Prostitution (procuring)	0	0	0	0	0	0	0	0	1
8200	20	Disturbance	2	73	149	130	74	81	79	70	79
8200	25	Disturbance	0	0	0	0	10	15	11	19	23
3430	0	Disturbing the Peace	2	27	31	21	13	13	8	21	22
3430	5	Disturbing the Peace	0	0	9	36	8	8	13	15	16
3405	0	Breach of Undertaking	0	0	0	0	0	13	31	29	49
3405	5	Breach of Undertaking	0	0	0	0	0	3	4	16	19
3410	0	Breach of Recognizance	2	11	34	57	70	55	39	48	54
3410	5	Breach of Recognizance	0	0	18	31	22	8	6	19	18
3470	0	Obstruct Public Peace Officer	0	5	16	8	14	17	14	8	15
3470	5	Obstruct Public Peace Officer	0	0	0	11	8	6	8	10	11
3520	0	Breach of Probation	1	14	49	25	27	29	23	18	38
3520	5	Breach of Probation	0	0	11	12	10	7	7	12	14
3730	5	Offences Against Admin of Law and Justice	0	0	0	0	1	0	0	2	1
1365	0	Corruption Morals of a Child	0	0	0	0	0	0	0	0	0
1365	5	Corruption Morals of a Child	0	0	0	0	0	0	0	0	0
1385	0	Voyeurism	0	0	0	0	0	0	0	2	2
1385	5	Voyeurism	0	0	0	0	0	0	0	0	0
3490	0	Trespass at Night	0	9	15	19	7	11	12	19	15
8100	0	Loitering	0	3	5	3	3	3	3	6	2
3220	0	Gaming and Betting (other)	0	0	0	0	0	0	0	0	0

C-7/9

**UNCLASSIFIED**

**UNCLASSIFIED**

**Annex C to  
SCIS Report 2000-1000 (Historical Criminal Activity)  
Dated 28 June 2010**

UCR	Ext	Description	2001	2002	2003	2004	2005	2006	2007	2008	2009
3230	0	Gaming house - Keeping or In	0	0	0	2	1	0	0	0	0
3450	0	Indecent Acts	0	5	24	13	5	13	10	16	14
3460	0	Public morals	0	0	0	0	0	0	0	0	1
3460	5	Public morals	1	3	0	1	0	0	0	0	0
3825	0	Proceeds of Crime	0	1	1	0	1	0	2	2	0
4825	0	Drug (Proceeds of Crime)	0	4	0	2	3	2	0	2	4
8260	0	Conspiracy	0	0	0	0	0	2	1	4	1
3740	0	Sexual - Morals and Disorder	0	2	4	3	4	5	4	10	3
9220	10	Impaired Operation Motor Vehicle Causing Bodily Harm	0	0	1	0	0	1	0	0	1
9220	15	Impaired Operation Motor Vehicle Causing Bodily Harm	0	0	0	0	3	2	2	4	3
9230	10	Impaired Operation Motor Vehicle	21	82	148	204	135	124	158	119	138
9230	15	Impaired Operation Motor Vehicle	12	110	143	116	112	103	133	124	164
9240	0	Impaired - Refused Breath	2	13	26	13	15	17	18	16	21
9240	5	Impaired - Refused Breath	0	0	22	21	16	9	12	11	10
9240	10	Impaired - Fail Breath	0	0	0	12	55	67	80	59	82
9240	15	Impaired - Fail Breath	0	0	0	2	25	33	43	64	69
9250	0	Impaired - Refused Blood	0	0	2	0	0	0	0	0	1
9250	5	Impaired - Refused Blood	0	0	0	0	0	1	1	0	0
9250	10	Impaired - Fail Blood	0	0	0	0	1	2	1	1	3
9250	15	Impaired - Fail Blood	0	0	0	0	2	1	2	1	4
9120	10	Dangerous Operation of Motor Vehicle CBH	0	0	2	0	1	0	0	1	1
9130	5	Dangerous Operation of Motor Vehicle	0	0	7	14	11	6	13	8	10
9130	10	Dangerous Operation of Motor Vehicle	6	23	10	4	5	9	11	10	12
9440	0	Dangerous Operation Causing Bodily Harm	0	0	0	0	0	0	0	1	1
9450	0	Dangerous Operation of Motor Vehicle	0	0	0	0	0	0	0	4	4
4140	0	Possession of Cannabis	7	67	69	70	74	58	75	59	64
4140	5	Possession of Cannabis	4	18	29	34	23	17	14	20	28
4120	0	Possession of Cocaine	1	4	0	3	6	8	12	7	8
4120	5	Possession of Cocaine	0	1	5	4	7	3	5	4	7
4110	0	Possession of Heroin	0	0	0	0	1	1	1	1	0
4130	0	Possession of Other Drugs	1	5	12	18	17	14	11	17	17
4160	0	Possession of Methylenedioxyamphetamine	0	0	0	0	0	0	0	0	0
4150	0	Possession of Methamphetamines	0	0	0	0	0	0	0	2	4
4240	0	Traffic in Cannabis	0	7	9	11	11	14	17	8	12

C-8/9

**UNCLASSIFIED**

**UNCLASSIFIED**

**Annex C to  
SCIS Report 2000-1000 (Historical Criminal Activity)  
Dated 28 June 2010**

UCR	Ext	Description	2001	2002	2003	2004	2005	2006	2007	2008	2009
4240	5	Traffic in Cannabis	1	3	10	6	4	2	3	4	4
4340	0	Importation of Cannabis	0	0	0	0	0	0	1	0	0
4440	0	Cultivation of Cannabis	0	7	6	6	3	6	2	1	4
4440	5	Cultivation of Cannabis	0	2	7	3	4	1	2	3	4
4220	0	Traffic in Cocaine	0	2	1	3	4	2	7	5	4
4220	5	Traffic in Cocaine	0	1	2	2	3	6	2	1	3
4320	0	Importation of Cocaine	0	0	0	0	0	0	0	0	0
4420	0	Production of Cocaine	0	0	0	0	0	0	0	0	0
4320	5	Importation of Cocaine	0	0	1	0	0	2	0	0	0
4230	0	Traffic in Other Drugs	0	5	13	14	14	12	11	9	7
4230	5	Traffic in Other Drugs	0	1	1	5	2	1	1	3	5
4310	0	Importation of Heroin	0	0	0	0	0	0	1	0	0
4210	0	Traffic in Heroin	0	0	0	0	0	0	0	0	0
4250	0	Traffic in Methamphetamines	0	0	0	0	0	0	0	0	0
4350	0	Import & Export Methamphetamines	0	0	0	0	0	0	0	0	0
4360	0	Import & Export Methylenedioxyamphetamine	0	0	0	0	0	0	0	0	0
4410	0	Production of Heroin	0	0	0	0	0	0	0	0	0
4430	0	Production of Other Controlled	0	0	0	0	0	0	0	0	0
4450	0	Production of Methamphetamines	0	0	0	0	0	0	0	0	0
4460	0	Production of Methylenedioxyamphetamine	0	0	0	0	0	0	0	0	0
4260	0	Traffic in Methylenedioxyamphetamine	0	0	0	0	0	0	0	0	0
4330	0	Importation of Other Drugs	0	0	2	1	1	2	0	0	1

C-9/9

**UNCLASSIFIED**



**UNCLASSIFIED**

**Annex D to  
SCIS Report 2000-1000 (Historical Criminal Activity)  
Dated 28 June 2010**

**All Offences Recorded in SAMPIS  
CF Personnel listed as Charged/Accused**

**(1 Jan 01 – 31 Dec 09)**

**Notes:**

1. These records reflect all General Occurrences (GO) that correlate to Statistics Canada Police-Reported Crime Severity Index (PRCSI) headings in which members of the Canadian Forces (CF) were identified with the Uniform Crime Reporting (UCR) status of Charged/Accused.
2. This is not an exhaustive list of GO or Offence Codes found within SAMPIS. Only those UCR offence codes that correlate to Statistics Canada Police-Reported Crime Severity Index (PRCSI) headings were selected for statistical query.
3. Offence types that did not correlate with PRCSI headings are not listed. Further, offence types with no data may have excluded.
4. Relevant *National Defence Act* offences have been selected for query. They have been grouped with the related Criminal Code offences, and their statistical information has been incorporated with all other data. These offence types have been listed in bold font.
5. Due to the way SAMPIS records data, some GO reports may contain multiple offence code per incident.
6. Although data for 2001 and 2002 has been included in this Annex, it was discounted for all statistical analysis in this report. As SAMPIS was progressively rolled out throughout the MP Branch during these two years, the database does not accurately reflect MP activities during that time period.

UCR	Ext	Description	2001	2002	2003	2004	2005	2006	2007	2008	2009
1110	0	Murder 1st degree	0	0	0	0	0	0	0	0	0
1110	5	Murder 1st degree	0	0	0	0	1	1	0	0	0
1120	0	Murder 2nd degree	0	0	0	0	0	0	0	1	0
1140	0	Infanticide	0	0	0	0	0	0	0	0	0
1140	5	Infanticide	0	0	0	0	0	0	0	0	0
1120	5	Murder 2nd degree	0	0	0	0	1	1	0	0	0
1130	0	Manslaughter	0	0	0	0	0	0	1	0	0
1130	5	Manslaughter	0	0	0	0	0	0	0	0	0
1150	0	Criminal Negligence Causing Death	0	0	0	0	0	1	0	2	0
1150	5	Criminal Negligence Causing Death	0	0	0	0	0	0	1	0	1
9410	0	Causing Death by Criminal Negligence	0	0	0	0	0	0	0	0	0
9110	10	Dangerous Operation of Motor Vehicle Causing Death	0	0	0	0	0	0	0	0	0
8551	40	Weapon, Unauthorised Discharge Causing Death	0	0	0	0	0	0	0	0	0
9210	5	Impaired Operation Motor Vehicle Causing Death	0	0	0	1	0	0	1	0	0
9210	10	Impaired Operation Motor Vehicle Causing Death	0	0	1	0	0	0	0	0	0
9430	0	Dangerous Operation Causing Death	0	0	0	0	0	0	0	0	1

D-1/9

**UNCLASSIFIED**

**UNCLASSIFIED**

**Annex D to  
SCIS Report 2000-1000 (Historical Criminal Activity)  
Dated 28 June 2010**

UCR	Ext	Description	2001	2002	2003	2004	2005	2006	2007	2008	2009
1210	0	Murder, Attempted	0	0	0	0	0	0	0	0	1
1220	0	Murder, Conspiracy to Commit	0	0	0	0	0	0	0	0	0
1220	5	Murder, Conspiracy to Commit	0	0	0	0	0	0	0	0	0
1210	5	Murder, Attempted	0	0	1	0	1	0	1	0	0
1310	0	Sexual Assault, Aggravated	0	0	0	0	0	0	1	0	1
1310	5	Sexual Assault, Aggravated	0	0	0	0	0	0	1	0	0
1320	0	Sexual Assault, with a Weapon	0	0	0	0	1	0	2	0	0
1320	5	Sexual Assault, with a Weapon	0	1	0	0	1	0	0	0	0
1330	0	Sexual Assault	0	25	25	27	15	18	16	26	23
1330	5	Sexual Assault	0	19	10	10	17	22	22	10	15
1340	10	Sexual Interference	0	3	1	2	0	2	0	1	2
1340	15	Sexual Interference	0	4	3	2	4	1	5	2	1
1340	20	Sexual Touching (Invitation to)	0	0	0	1	1	1	0	1	0
1340	25	Sexual Touching (Invitation to)	0	1	3	1	0	0	1	0	2
1340	30	Sexual Exploitation	0	1	1	1	1	0	0	3	2
1340	35	Sexual Exploitation	0	1	1	1	2	6	1	1	2
1345	0	Sexual Interference	0	0	0	0	0	0	0	0	0
1345	5	Sexual Interference	0	0	0	0	0	0	0	0	4
1350	0	Invitation to Sexual Touching	0	0	0	0	0	0	0	0	0
1350	5	Invitation to Sexual Touching	0	0	0	0	0	0	0	0	1
1355	0	Sexual Exploitation	0	0	0	0	0	0	0	0	1
1370	0	Luring a Child via a Computer	0	0	0	0	0	0	0	0	1
1370	5	Luring a Child via a Computer	0	0	0	0	0	0	0	0	1
3461	0	Luring a Child	0	0	0	0	1	2	0	0	0
3461	5	Luring a Child	0	0	0	0	0	0	1	0	0
1360	5	Incest	0	0	0	0	0	0	0	0	1
1355	5	Sexual Exploitation	0	0	0	0	0	0	0	0	0
1410	0	Aggravated Assault	0	0	0	1	1	1	2	0	0
1410	5	Aggravated Assault	0	3	2	2	0	2	5	4	1
1410	10	Aggravated Spouse	0	0	0	0	1	3	1	0	0
1410	15	Aggravated Spouse	0	0	1	1	1	0	1	1	0
1410	20	Aggravated Child	0	0	0	0	1	0	1	0	0
1410	25	Aggravated Child	0	1	1	0	0	0	0	0	0
1420	0	Assault, Weapon Causing Bodily Harm	3	5	9	12	9	14	9	10	14

**UNCLASSIFIED**

**UNCLASSIFIED**

**Annex D to  
SCIS Report 2000-1000 (Historical Criminal Activity)  
Dated 28 June 2010**

UCR	Ext	Description	2001	2002	2003	2004	2005	2006	2007	2008	2009
1420	5	Assault, Weapon Causing Bodily Harm	0	7	13	13	3	4	11	8	7
1420	10	Assault, Weapon Spouse	1	0	2	0	3	1	2	0	1
1420	15	Assault, Weapon Spouse	0	0	1	5	4	4	1	3	5
1420	20	Assault, Weapon Child	0	0	6	1	0	0	1	1	0
1420	25	Assault, Weapon Child	0	0	1	0	0	0	0	0	1
1430	0	Assault (CC Part 266)	5	36	42	50	55	46	48	63	56
8213	0	Violence to Superior Officer	0	0	1	5	4	3	5	6	1
8215	0	Quarrels & Disturbances	0	4	47	71	45	48	41	52	84
8224	0	Abuse of Subordinates	0	1	1	12	16	7	5	17	8
1430	5	Assault (CC Part 266)	8	20	27	34	29	27	15	23	35
1430	10	Assault Spouse	8	39	20	30	23	23	19	13	24
1430	15	Assault Spouse	1	8	37	24	20	20	20	32	34
1440	0	Unlawfully Cause Bodily Harm	0	0	0	1	0	0	0	0	0
1440	5	Unlawfully Cause Bodily Harm	0	0	0	0	1	0	0	0	1
1480	0	Assault (Other)	1	4	8	10	9	12	2	4	10
1480	5	Assault (Other)	0	0	2	4	8	4	6	9	6
1430	20	Assault Child	2	3	7	5	5	2	1	2	5
1430	25	Assault Child	0	3	5	4	2	6	4	2	2
1460	0	Assault, Peace Officer	1	2	3	4	2	4	3	3	8
1460	5	Assault, Peace Officer	0	0	4	7	3	7	2	3	5
1450	0	Discharge Firearm with Intent	0	0	0	0	0	0	0	0	1
1450	5	Discharge Firearm with Intent	0	0	1	0	1	0	0	0	0
1457	0	Pointing a Firearm	0	0	0	0	0	0	0	0	2
1457	5	Pointing a Firearm	0	0	0	0	0	0	0	0	1
3360	0	Firearm to Commit Offence	0	1	1	1	0	0	1	0	0
1455	0	Using Firearm or Imitation	0	0	0	0	0	0	0	0	0
1455	5	Using Firearm or Imitation	0	0	0	0	0	0	0	0	0
8551	20	Weapon, Unauthorised Discharge	0	0	0	0	0	2	11	11	10
8551	30	Weapon, Unauthorised Discharge Causing Injury	0	0	0	0	0	0	1	3	3
3385	0	Firearm (Pointing)	0	0	1	2	0	0	1	0	0
1610	0	Robbery with Firearms	0	1	0	0	0	0	1	0	0
1610	5	Robbery with Firearms	0	1	1	0	0	0	0	1	1
1610	10	Robbery with Other Offensive Weapons	0	0	0	0	0	0	0	0	0
1610	15	Robbery with Other Offensive Weapons	0	2	0	0	1	0	1	0	0

D-3/9

**UNCLASSIFIED**

**UNCLASSIFIED**

**Annex D to  
SCIS Report 2000-1000 (Historical Criminal Activity)  
Dated 28 June 2010**

UCR	Ext	Description	2001	2002	2003	2004	2005	2006	2007	2008	2009
1610	20	Robbery Other Types of	0	0	0	0	0	0	0	1	0
1610	25	Robbery Other Types of	0	1	0	1	0	0	1	0	0
1510	0	Kidnapping	0	0	0	1	0	0	0	0	0
1510	5	Kidnapping	0	0	0	0	0	2	0	0	0
1630	10	Forcible Confinement	0	0	1	2	3	0	3	3	5
1520	0	Hostage Taking	0	0	0	0	0	0	0	0	0
1630	15	Forcible Confinement	0	0	1	0	3	4	3	0	6
1530	0	Abduction, Person under 14	0	0	0	0	1	0	0	0	0
1540	0	Abduction, Person under 16	0	0	0	0	0	0	0	0	0
1540	5	Abduction, Person under 16	0	0	0	0	0	0	0	0	0
1560	0	Abduction, No Custody Order	0	0	0	0	0	0	0	0	0
1560	5	Abduction, No Custody Order	0	0	1	0	0	0	1	0	0
1545	0	Removal of Child from Canada	0	0	0	0	0	0	0	0	0
1545	5	Removal of Child from Canada	0	0	0	0	0	0	0	0	0
1530	5	Abduction, Person under 14	0	0	0	0	0	0	0	0	0
1620	0	Extortion	0	1	0	0	0	1	0	0	0
1620	5	Extortion	0	1	0	0	0	1	0	0	0
1625	0	Criminal Harassment	0	2	2	2	3	2	4	2	1
1625	5	Criminal Harassment	0	0	2	5	3	4	3	4	6
1627	0	Utter Threats	3	14	19	26	20	17	21	23	29
1627	5	Utter Threats	0	3	11	22	11	16	12	11	23
3540	0	Utter Threats to Property	0	0	0	0	0	0	0	1	2
1626	0	Harassing Phone Calls	0	0	0	0	0	0	0	0	3
3530	0	Indecent / Harassing Phone Calls	0	0	0	0	1	0	0	0	0
1340	5	Sexual Crimes - Other	0	1	2	0	0	0	2	0	0
1340	40	Sexual Crimes - Other	0	1	1	2	0	0	0	0	1
1340	45	Sexual Crimes - Other	0	2	0	1	1	0	1	1	0
1470	0	Criminal Negligence Causing Harm	0	0	1	0	0	0	2	0	1
1470	5	Criminal Negligence Causing Harm	0	0	1	0	0	0	0	0	0
9420	0	Causing Bodily Harm by Criminal Negligence	0	0	1	0	0	0	0	0	0
2120	0	Break and Enter	1	1	3	3	2	4	1	4	6
2120	10	Break and Enter (non-residence)	0	0	0	0	1	1	0	0	0
2120	20	Break and Enter (residence)	0	1	2	2	3	1	2	1	2
2120	30	Break and Enter - other	0	0	1	2	0	0	0	0	0

D-4/9

**UNCLASSIFIED**

**UNCLASSIFIED**

**Annex D to  
SCIS Report 2000-1000 (Historical Criminal Activity)  
Dated 28 June 2010**

UCR	Ext	Description	2001	2002	2003	2004	2005	2006	2007	2008	2009
2120	35	Break and Enter - other	0	0	0	0	0	3	3	1	5
2150	0	Possession of Stolen Goods	0	4	3	3	2	3	5	5	3
2150	5	Possession of Stolen Goods	0	0	0	0	1	1	1	4	1
2130	0	Theft, Auto (over \$5000)	0	1	0	1	2	1	0	0	0
2130	5	Theft, Auto (over \$5000)	0	0	1	0	0	0	1	1	1
2130	30	Theft, Other Motor Vehicle (over \$5000)	0	0	0	0	0	0	0	0	0
2130	35	Theft, Other Motor Vehicle (over \$5000)	0	0	0	0	0	0	0	0	0
2140	0	Theft, Auto (under \$5000)	0	1	2	1	1	0	0	0	0
2140	30	Theft, Other Motor Vehicle (under \$5000)	0	0	0	0	0	0	0	0	0
2140	35	Theft, Other Motor Vehicle (under \$5000)	0	0	0	0	0	0	0	0	1
2130	10	Theft, Money (over \$5000)	0	0	0	0	0	0	0	0	0
2130	20	Theft, Property (over \$5000)	1	1	0	0	0	0	0	0	0
2130	25	Theft, Property (over \$5000)	0	0	0	0	2	0	0	1	0
2130	40	Theft, Information Technology (over \$5000)	0	1	1	0	0	0	0	0	0
2130	45	Theft, Information Technology (over \$5000)	0	0	0	0	0	0	0	0	0
2130	50	Theft, Other (over \$5000)	0	0	0	0	0	0	0	0	0
2130	60	Theft, Public (over \$5000)	0	0	1	1	1	1	0	0	0
2130	65	Theft, Public (over \$5000)	0	1	0	0	0	0	0	0	0
2130	70	Theft, Non Public (over \$5000)	0	0	0	0	0	0	0	1	0
2130	75	Theft, Non Public (over \$5000)	0	0	0	0	0	1	0	0	0
2133	0	Shoplifting over \$5000	0	0	0	0	0	0	0	0	0
2140	90	Theft, Private (over \$5000)	0	0	0	0	0	0	0	0	0
2140	95	Theft, Private (over \$5000)	0	0	0	0	0	0	0	0	0
2140	10	Theft, Money (under \$5000)	0	0	2	7	2	0	0	0	1
8242	0	Stealing	0	4	32	40	26	31	18	18	24
8243	0	Receiving	0	0	6	8	5	1	0	7	5
2140	40	Theft, Information Technology (under \$5000)	0	0	1	0	0	0	1	0	0
2140	45	Theft, Information Technology (under \$5000)	0	0	0	0	0	0	0	0	0
2140	50	Theft, Other (under \$5000)	0	2	3	5	1	0	0	1	1
2140	60	Theft, Public (under \$5000)	0	7	5	4	0	3	6	0	0
2140	65	Theft, Public (under \$5000)	0	2	1	0	2	1	0	1	1
2140	70	Theft, Non Public (under \$5000)	0	1	2	3	1	1	1	0	1
2140	75	Theft, Non Public (under \$5000)	0	0	0	0	2	0	0	4	3
2143	0	Shoplifting under \$5000	0	0	0	0	0	0	0	0	0

D-5/9

**UNCLASSIFIED**

**UNCLASSIFIED**

**Annex D to  
SCIS Report 2000-1000 (Historical Criminal Activity)  
Dated 28 June 2010**

UCR	Ext	Description	2001	2002	2003	2004	2005	2006	2007	2008	2009
2140	80	Theft, Private (under \$5000)	0	0	0	0	4	1	6	2	1
2140	85	Theft, Private (under \$5000)	0	0	0	2	4	3	4	8	2
2160	0	Fraud Claims	1	8	2	7	2	4	4	2	0
2160	5	Fraud Claims	0	0	0	3	0	1	0	0	0
2160	10	Fraud Credit Cards	0	1	0	1	0	1	0	1	0
2160	15	Fraud Credit Cards	0	0	2	0	1	1	0	1	0
2160	20	Fraud Communications	0	0	0	0	0	0	0	0	0
2160	25	Fraud Communications	0	0	0	1	0	0	3	0	0
2160	30	Fraud Contracting	0	0	0	0	0	0	0	0	0
2160	35	Fraud Contracting	0	0	0	0	0	1	0	0	0
2160	40	Fraud Others	2	2	4	3	4	0	1	0	1
2160	45	Fraud Others	0	2	4	3	5	2	0	2	2
3790	0	Fraud Transactions Contracts	0	0	0	0	0	0	0	0	0
1630	0	Mischief, Endanger Life	0	0	0	0	0	0	0	0	0
1630	5	Mischief, Endanger Life	0	0	0	0	0	0	1	0	0
2172	0	Mischief to Property over \$5000	0	0	0	1	0	3	1	0	0
2170	10	Mischief	2	8	4	4	8	6	6	9	8
2170	15	Mischief	1	1	8	15	10	5	6	21	20
2170	20	Mischief - Conceals/Corrupts Data	0	0	0	0	0	0	0	0	0
2170	25	Mischief - Conceals/Corrupts Data	0	0	0	0	1	0	0	0	0
2176	0	Mischief to Religious Property	0	0	0	0	0	0	0	0	0
2170	5	Mischief to Property under \$5000	0	4	3	8	5	3	3	0	0
2170	0	Mischief to Property under \$5000	1	2	2	10	8	4	5	1	0
2110	0	Arson - disregard for human life	0	0	0	0	0	0	0	0	0
2110	5	Arson - disregard for human life	0	0	2	0	0	0	0	0	0
2110	10	Arson - damage to property	0	0	1	0	0	0	0	0	0
2110	15	Arson - damage to property	0	2	0	0	0	0	0	0	1
2110	20	Arson - for fraud purpose	0	1	0	0	0	0	0	1	0
2110	25	Arson - for fraud purpose	0	0	0	0	0	0	0	0	0
2110	30	Arson - by negligence	0	0	0	0	0	0	0	0	0
2110	35	Arson - by negligence	0	0	0	0	0	0	0	0	0
2110	40	Arson - other	0	0	0	0	0	0	0	0	0
2110	45	Arson - other	0	0	0	1	0	0	0	0	0
3420	0	Counterfeiting Currency	0	0	0	0	0	1	0	0	0

D-6/9

**UNCLASSIFIED**

**UNCLASSIFIED**

**Annex D to  
SCIS Report 2000-1000 (Historical Criminal Activity)  
Dated 28 June 2010**

UCR	Ext	Description	2001	2002	2003	2004	2005	2006	2007	2008	2009
3365	0	Weapons, (Traffic)	0	0	0	0	0	0	1	0	0
3370	0	Weapons, Possession Contrary	0	2	0	1	1	1	1	0	0
3375	0	Weapons, Illegal Possession	1	1	1	4	9	6	5	1	0
3375	5	Weapons, Illegal Possession	0	0	0	0	0	0	0	0	0
3380	0	Weapons, Illegal Import / Export	0	0	0	0	0	0	2	0	0
3380	5	Weapons, Illegal Import / Export	0	0	0	0	0	0	0	0	0
3390	0	Firearm Doc/Admin Offences	0	0	0	1	1	2	0	1	0
3395	0	Firearm Unsafe Storage	0	0	4	3	0	2	2	2	6
3720	0	Weapons Other CC Offences	1	2	4	3	0	2	5	3	3
3720	5	Weapons Other CC Offences	0	1	10	6	10	3	2	7	3
3770	5	Weapons, Possession Contrary	0	0	3	4	4	1	1	0	1
8551	10	Weapon Insecurity	0	0	0	0	0	1	9	6	13
6550	0	Firearms Act	0	0	0	1	0	1	2	1	1
3455	0	Print/Publish/Possess Child Pornography	0	0	3	6	4	1	6	6	5
3455	5	Print/Publish/Possess Child Pornography	0	2	2	3	1	2	2	1	1
3110	0	Common Bawdy House, Keeping / Found In	0	0	0	0	0	0	0	0	0
3115	0	Prostitution live by < 18 yrs	0	0	0	0	0	0	0	0	0
3120	0	Prostitution (procuring)	0	0	1	1	0	0	0	1	0
3130	0	Prostitution - other	0	0	0	0	0	0	0	0	1
3120	5	Prostitution (procuring)	0	0	0	0	0	0	0	0	0
8200	20	Disturbance	0	6	10	10	4	0	3	2	1
8200	25	Disturbance	0	0	0	0	1	3	1	3	4
3430	0	Disturbing the Peace	0	2	1	1	4	1	1	1	2
3430	5	Disturbing the Peace	0	0	1	9	3	3	3	1	1
3405	0	Breach of Undertaking	0	0	0	0	0	2	6	10	21
3405	5	Breach of Undertaking	0	0	0	0	0	3	0	8	7
3410	0	Breach of Recognizance	1	3	14	24	31	11	15	26	25
3410	5	Breach of Recognizance	0	0	11	13	12	4	2	7	8
3470	0	Obstruct Public Peace Officer	0	4	3	3	7	7	4	1	6
3470	5	Obstruct Public Peace Officer	0	0	0	9	1	3	1	3	6
3520	0	Breach of Probation	0	5	5	6	4	8	1	4	13
3520	5	Breach of Probation	0	0	3	3	3	3	2	2	6
3730	5	Offences Against Admin of Law and Justice	0	0	0	0	1	0	0	1	0
1365	0	Corruption Morals of a Child	0	0	0	0	0	0	0	0	0

D-7/9

**UNCLASSIFIED**

**UNCLASSIFIED**

**Annex D to  
SCIS Report 2000-1000 (Historical Criminal Activity)  
Dated 28 June 2010**

UCR	Ext	Description	2001	2002	2003	2004	2005	2006	2007	2008	2009
1365	5	Corruption Morals of a Child	0	0	0	0	0	0	0	0	0
1385	0	Voyeurism	0	0	0	0	0	0	0	0	0
1385	5	Voyeurism	0	0	0	0	0	0	0	0	0
3490	0	Trespass at Night	0	1	2	0	1	3	0	1	0
8100	0	Loitering	0	0	0	0	0	1	0	0	0
3220	0	Gaming and Betting (other)	0	0	0	0	0	0	0	0	0
3230	0	Gaming house - Keeping or In	0	0	0	0	0	0	0	0	0
3450	0	Indecent Acts	0	1	3	2	1	3	0	3	0
3460	0	Public morals	0	0	0	0	0	0	0	0	0
3460	5	Public morals	0	0	0	0	0	0	0	0	0
3825	0	Proceeds of Crime	0	0	0	0	1	0	0	0	0
4825	0	Drug (Proceeds of Crime)	0	0	0	0	1	0	0	0	1
8260	0	Conspiracy	0	0	0	0	0	0	1	1	0
3740	0	Sexual - Morals and Disorder	0	1	0	0	0	0	0	0	0
9220	10	Impaired Operation Motor Vehicle Causing Bodily Harm	0	0	0	0	0	0	0	0	1
9220	15	Impaired Operation Motor Vehicle Causing Bodily Harm	0	0	0	0	1	1	1	1	3
9230	10	Impaired Operation Motor Vehicle	17	52	67	89	58	53	70	53	63
9230	15	Impaired Operation Motor Vehicle	9	84	62	60	62	52	64	74	84
9240	0	Impaired - Refused Breath	2	5	12	6	8	9	10	7	8
9240	5	Impaired - Refused Breath	0	0	13	16	9	4	6	6	0
9240	10	Impaired - Fail Breath	0	0	0	9	27	30	37	34	47
9240	15	Impaired - Fail Breath	0	0	0	1	15	26	38	46	51
9250	0	Impaired - Refused Blood	0	0	1	0	0	0	0	0	0
9250	5	Impaired - Refused Blood	0	0	0	0	0	1	1	0	0
9250	10	Impaired - Fail Blood	0	0	0	0	1	2	0	0	1
9250	15	Impaired - Fail Blood	0	0	0	0	2	0	2	1	4
9120	10	Dangerous Operation of Motor Vehicle CBH	0	0	1	0	0	0	0	1	0
9130	5	Dangerous Operation of Motor Vehicle	0	0	2	6	1	2	5	1	2
9130	10	Dangerous Operation of Motor Vehicle	2	3	1	1	0	3	2	2	0
9440	0	Dangerous Operation Causing Bodily Harm	0	0	0	0	0	0	0	0	0
9450	0	Dangerous Operation of Motor Vehicle	0	0	0	0	0	0	0	2	0
4140	0	Possession of Cannabis	0	8	8	10	10	5	3	4	7
4140	5	Possession of Cannabis	1	4	9	10	7	6	2	4	7
4120	0	Possession of Cocaine	0	1	0	0	1	1	0	2	0

D-8/9

**UNCLASSIFIED**



**UNCLASSIFIED**

**Annex D to  
SCIS Report 2000-1000 (Historical Criminal Activity)  
Dated 28 June 2010**

UCR	Ext	Description	2001	2002	2003	2004	2005	2006	2007	2008	2009
4120	5	Possession of Cocaine	0	1	2	2	3	1	2	0	2
4110	0	Possession of Heroin	0	0	0	0	0	0	0	0	0
4130	0	Possession of Other Drugs	0	2	3	0	1	3	2	2	2
4160	0	Possession of Methylendioxyamphetamine	0	0	0	0	0	0	0	0	0
4150	0	Possession of Methamphetamines	0	0	0	0	0	0	0	0	0
4240	0	Traffic in Cannabis	0	0	4	0	1	1	0	2	3
4240	5	Traffic in Cannabis	1	2	5	1	0	2	0	0	1
4340	0	Importation of Cannabis	0	0	0	0	0	0	0	0	0
4440	0	Cultivation of Cannabis	0	0	0	0	0	0	0	0	0
4440	5	Cultivation of Cannabis	0	0	2	0	1	0	0	1	0
4220	0	Traffic in Cocaine	0	0	0	1	0	1	2	3	0
4220	5	Traffic in Cocaine	0	1	2	0	1	1	0	0	2
4320	0	Importation of Cocaine	0	0	0	0	0	0	0	0	0
4420	0	Production of Cocaine	0	0	0	0	0	0	0	0	0
4320	5	Importation of Cocaine	0	0	0	0	0	1	0	0	0
4230	0	Traffic in Other Drugs	0	1	1	0	3	1	1	0	0
4230	5	Traffic in Other Drugs	0	1	0	0	1	0	0	1	0
4310	0	Importation of Heroin	0	0	0	0	0	0	0	0	0
4210	0	Traffic in Heroin	0	0	0	0	0	0	0	0	0
4250	0	Traffic in Methamphetamines	0	0	0	0	0	0	0	0	0
4350	0	Import & Export Methamphetamines	0	0	0	0	0	0	0	0	0
4360	0	Import & Export Methylendioxyamphetamine	0	0	0	0	0	0	0	0	0
4410	0	Production of Heroin	0	0	0	0	0	0	0	0	0
4430	0	Production of Other Controlled	0	0	0	0	0	0	0	0	0
4450	0	Production of Methamphetamines	0	0	0	0	0	0	0	0	0
4460	0	Production of Methylendioxyamphetamine	0	0	0	0	0	0	0	0	0
4260	0	Traffic in Methylendioxyamphetamine	0	0	0	0	0	0	0	0	0
4330	0	Importation of Other Drugs	0	0	0	0	0	1	0	0	0

**UNCLASSIFIED**